

# Monthly Treasury Statement

## Receipts and Outlays of the United States Government

For Fiscal Year 2024 Through June 30, 2024, and Other Periods





### Highlight

The gross interest on Treasury debt securities, which includes the semi-annual interest payment to trust funds investing in special issue par value government securities, is \$140 billion. Net interest, which includes interest paid to holders of the debt that Treasury issues to the public, totals \$81 billion.

Outlays for military active duty and retirement, veterans benefits, Supplemental Security Income, and Medicare payments to health maintenance organizations and prescription drug plans accelerated into May, because June 1, 2024, the normal payment date, fell on a non-business day.

## Contents

Summary.....	Page 5
Receipts.....	Page 10
Outlays.....	Page 11
Means of Financing.....	Page 25
Receipts/Outlays by Month.....	Page 35
Federal Trust Funds/ Securities.....	Page 37
Receipts by Source/Outlays by Function.....	Page 38
Explanatory Notes.....	Page 39

## Introduction

The *Monthly Treasury Statement of Receipts and Outlays of the United States Government (MTS)* is prepared by the Bureau of the Fiscal Service, Department of the Treasury and, after approval by the Fiscal Assistant Secretary of the Treasury, is normally released on the 8th workday of the month following the reporting month. The publication is based on data provided by Federal entities, disbursing officers, and Federal Reserve banks.

### AUDIENCE

The *MTS* is published to meet the needs of those responsible for or interested in the cash position of the Treasury, those who are responsible or interested in the Government's budget results; and individuals and businesses whose operations depend upon or are related to the Government's financial operations.

### DISCLOSURE STATEMENT

This statement summarizes the financial activities of the Federal Government and off-budget Federal entities conducted in accordance with the Budget of the U.S. Government, i.e., receipts and outlays of funds, the surplus or deficit, and the means of financing the deficit or disposing of the surplus. Information is presented on a modified cash basis; receipts are accounted for on the basis of collections; refunds of receipts are treated as deductions from gross receipts; revolving and management fund receipts, reimbursements and refunds of monies previously expended are treated as deductions from gross outlays; and interest on the public debt (public issues) is recognized on the accrual basis. Major information sources include accounting data reported by Federal entities, disbursing officers, and Federal Reserve banks.

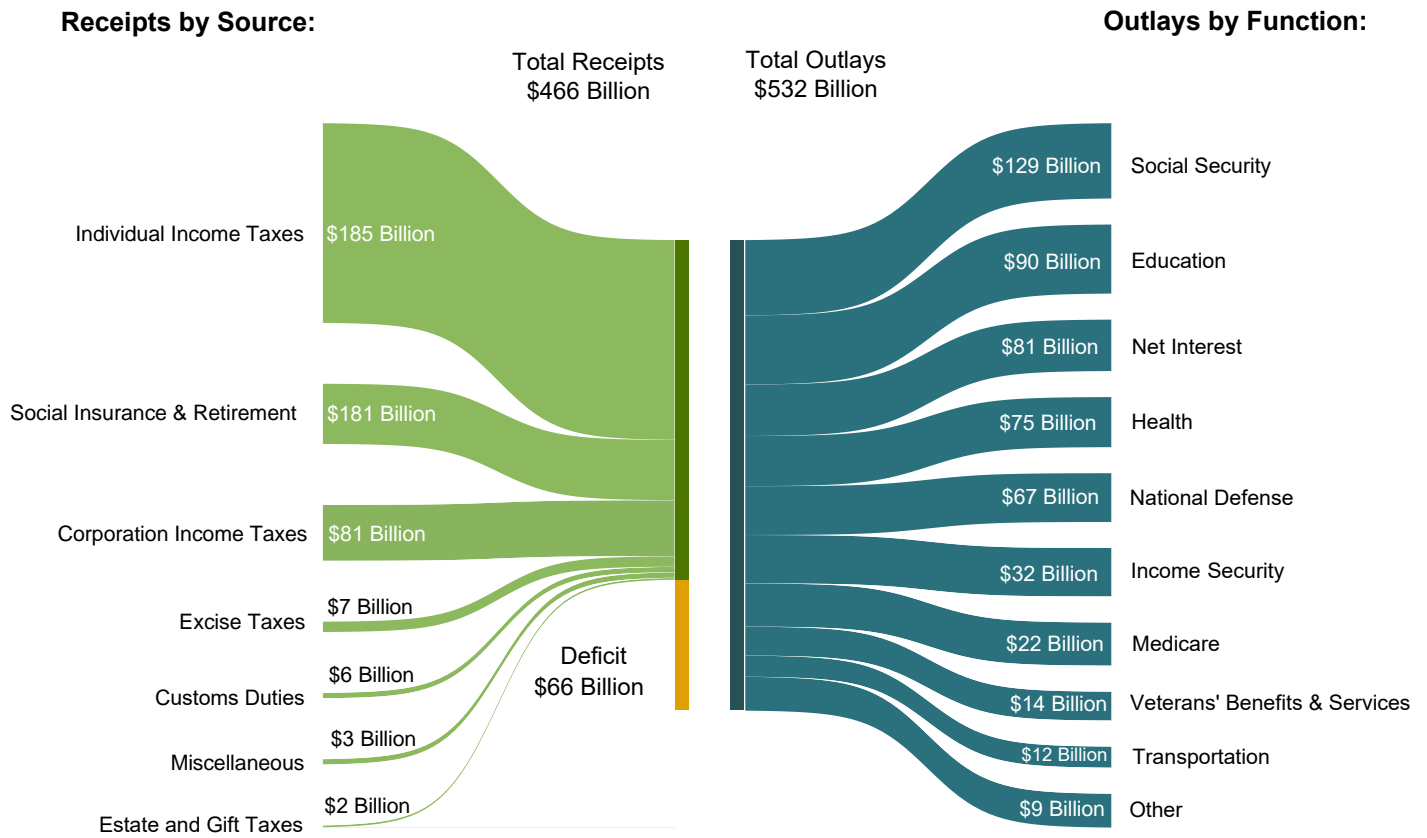
### TRIAD OF PUBLICATIONS

The *MTS* is part of a triad of Treasury financial reports. The *Daily Treasury Statement* is published each working day of the Federal Government. It provides data on the cash and debt operations of the Treasury based upon reporting of the Treasury account balances by Federal Reserve banks. The *MTS* is a report of Government receipts and outlays, based on agency reporting. The *Combined Statement of Receipts, Outlays, and Balances of the United States Government* is the official publication of the detailed receipts and outlays of the Government. It is published annually in accordance with legislative mandates given to the Secretary of the Treasury.

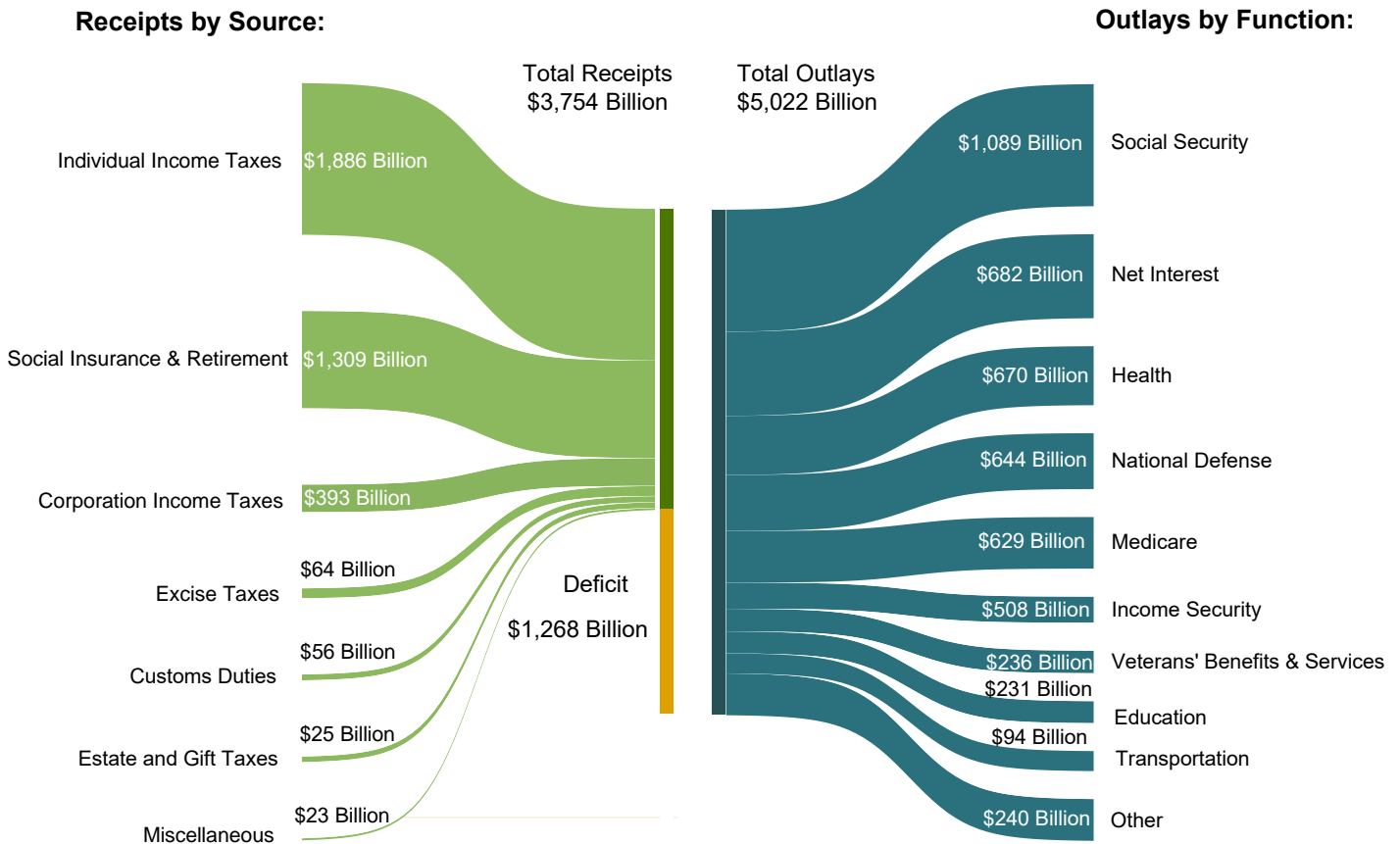
### DATA SOURCES AND INFORMATION

The Explanatory Notes section of this publication provides information concerning the flow of data into the *MTS* and sources of information relevant to the *MTS*.

**Figure 1. Receipts, Outlays, and Surplus/Deficit for June 2024**



**Figure 2. Cumulative Receipts, Outlays, and Surplus/Deficit through Fiscal Year 2024**



**Table 1. Summary of Receipts, Outlays, and the Deficit/Surplus of the U.S. Government, Fiscal Years 2023 and 2024, by Month**

Period	[\$ millions]		
	Receipts	Outlays	Deficit/Surplus (-)
<b>FY 2023</b>			
October	318,500	406,374	87,874
November	252,111	500,646	248,535
December	454,942	539,943	85,001
January	447,288	486,072	38,784
February	262,114	524,548	262,434
March	313,240	691,675	378,435
April	638,520	462,340	-176,181
May	307,487	547,835	240,348
June	418,317	646,085	227,768
July	276,161	496,943	220,782
August	283,130	193,875	-89,256
September	467,475	638,190	170,715
<b>Year-to-Date</b>	<b>4,439,286</b>	<b>6,134,526</b>	<b>1,695,240</b>
<b>FY 2024</b>			
October	403,434	469,997	66,564
November	274,830	588,842	314,012
December	429,311	558,665	129,354
January	477,320	499,250	21,930
February	271,126	567,401	296,275
March	332,079	568,635	236,556
April	776,198	566,669	-209,529
May	323,647	670,778	347,131
June	466,255	532,220	65,965
<b>Year-to-Date</b>	<b>3,754,199</b>	<b>5,022,456</b>	<b>1,268,258</b>

Note: Details may not add to totals due to rounding.

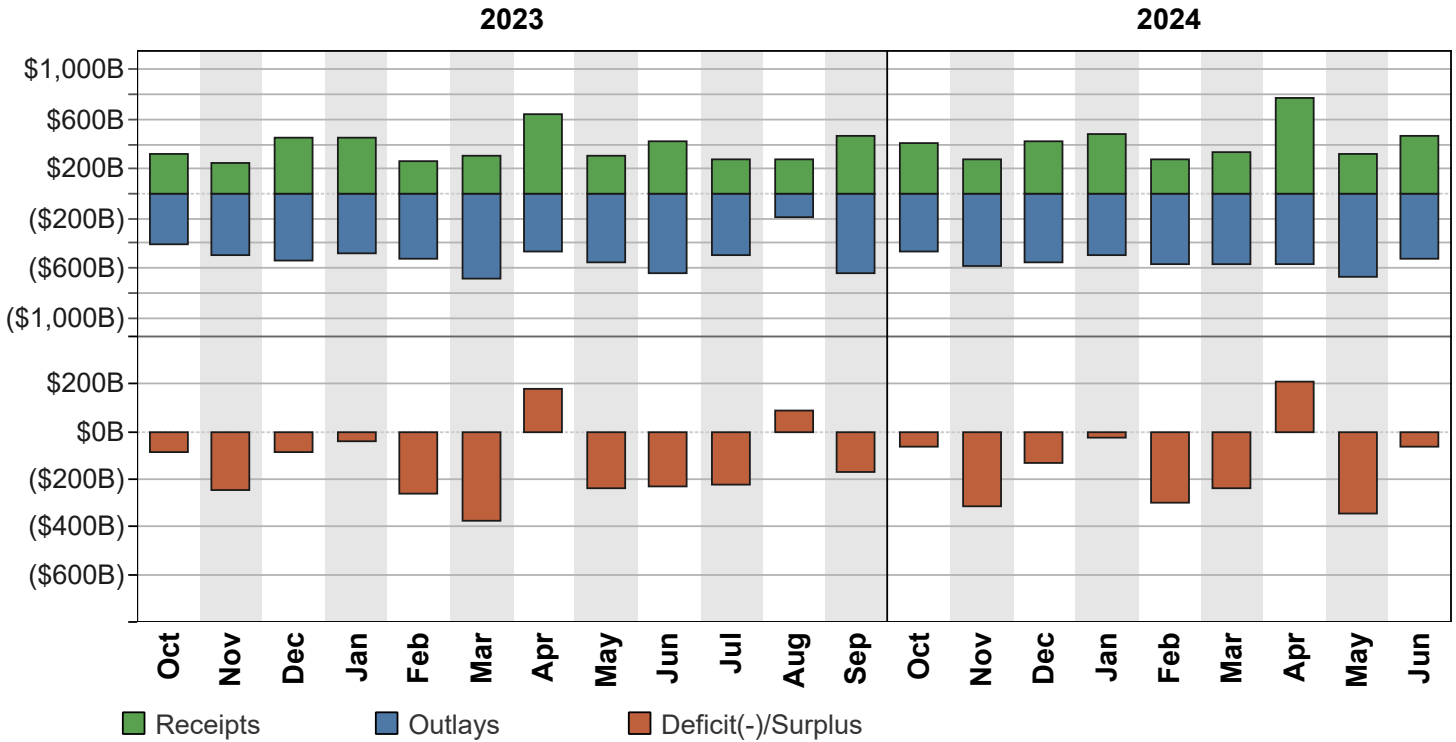
**Table 2. Summary of Budget and Off-Budget Results and Financing of the U.S. Government, June 2024 and Other Periods**

Classification	[\$ millions]				
	This Month	Current Fiscal Year to Date	Budget Estimates Full Fiscal Year <sup>1</sup>	Comparable Prior Period Year to Date (2023)	Budget Estimates Next Fiscal Year (2025) <sup>1</sup>
<b>Total On-Budget and Off-Budget Results:</b>					
Total Receipts	466,255	3,754,199	5,081,546	3,412,520	5,484,948
On-Budget Receipts	327,044	2,791,771	3,841,506	2,493,417	4,200,568
Off-Budget Receipts	139,211	962,427	1,240,040	919,103	1,284,380
Total Outlays	532,220	5,022,456	6,940,904	4,805,518	7,265,963
On-Budget Outlays	437,037	4,057,489	5,629,034	3,913,721	5,869,973
Off-Budget Outlays	95,183	964,967	1,311,870	891,797	1,395,990
Total Surplus (+) or Deficit (-)	-65,965	-1,268,258	-1,859,358	-1,392,998	-1,781,015
On-Budget Surplus (+) or Deficit (-)	-109,993	-1,265,718	-1,787,528	-1,420,303	-1,669,405
Off-Budget Surplus (+) or Deficit (-)	+44,028	-2,539	-71,830	+27,305	-111,610
Total On-Budget and Off-Budget Financing	65,965	1,268,258	1,859,358	1,392,998	1,781,015
<b>Means of Financing:</b>					
Borrowing from the Public	10,110	1,260,431	1,920,583	1,126,303	1,827,588
Reduction of Operating Cash, Increase (-)	-58,872	-120,908	-143,111	233,599	.....
By Other Means	114,727	128,735	81,886	33,096	-46,573

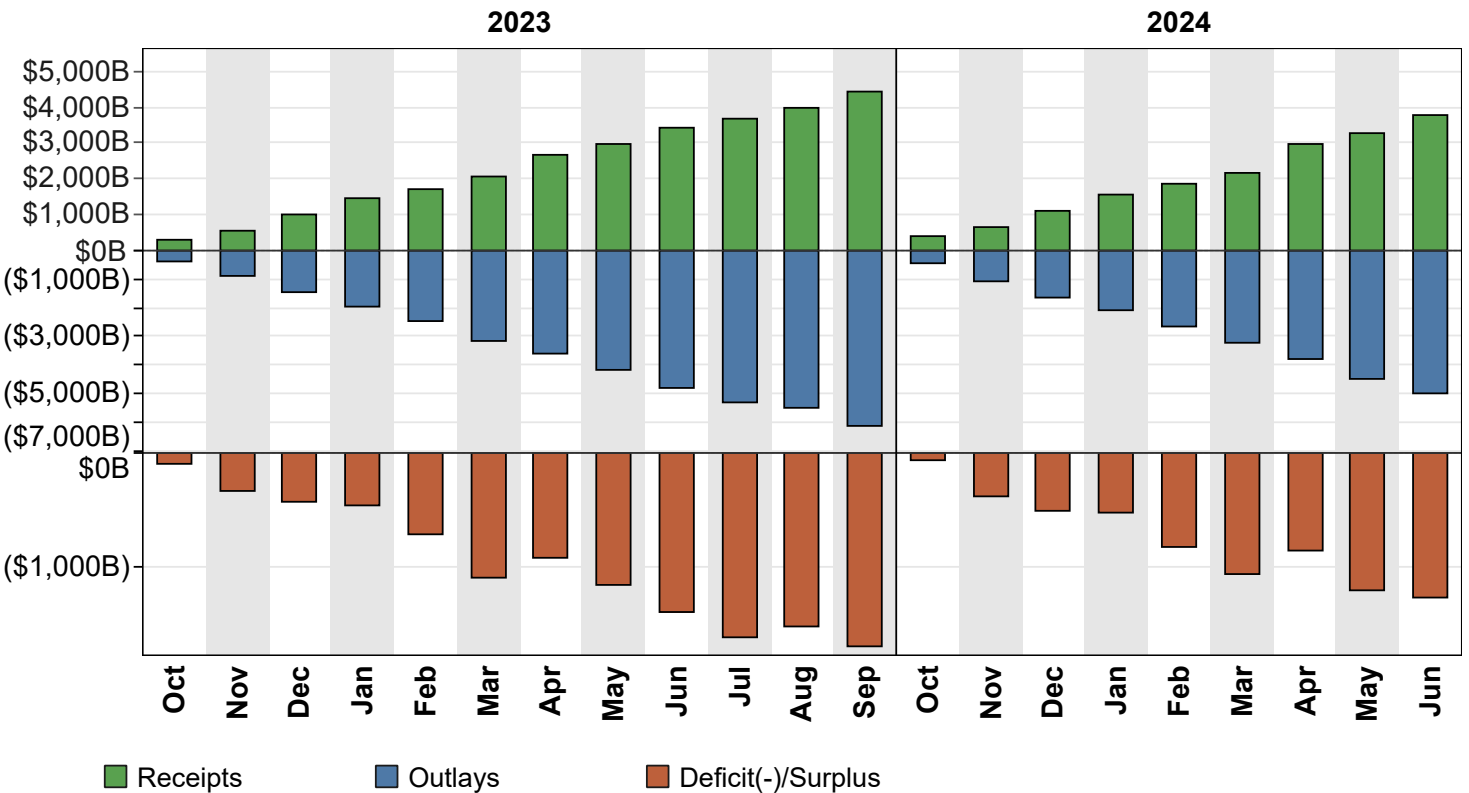
<sup>1</sup> These estimates are based on the FY 2025 Budget, released by the Office of Management and Budget on March 11, 2024.

Note: Details may not add to totals due to rounding.  
... No Transactions

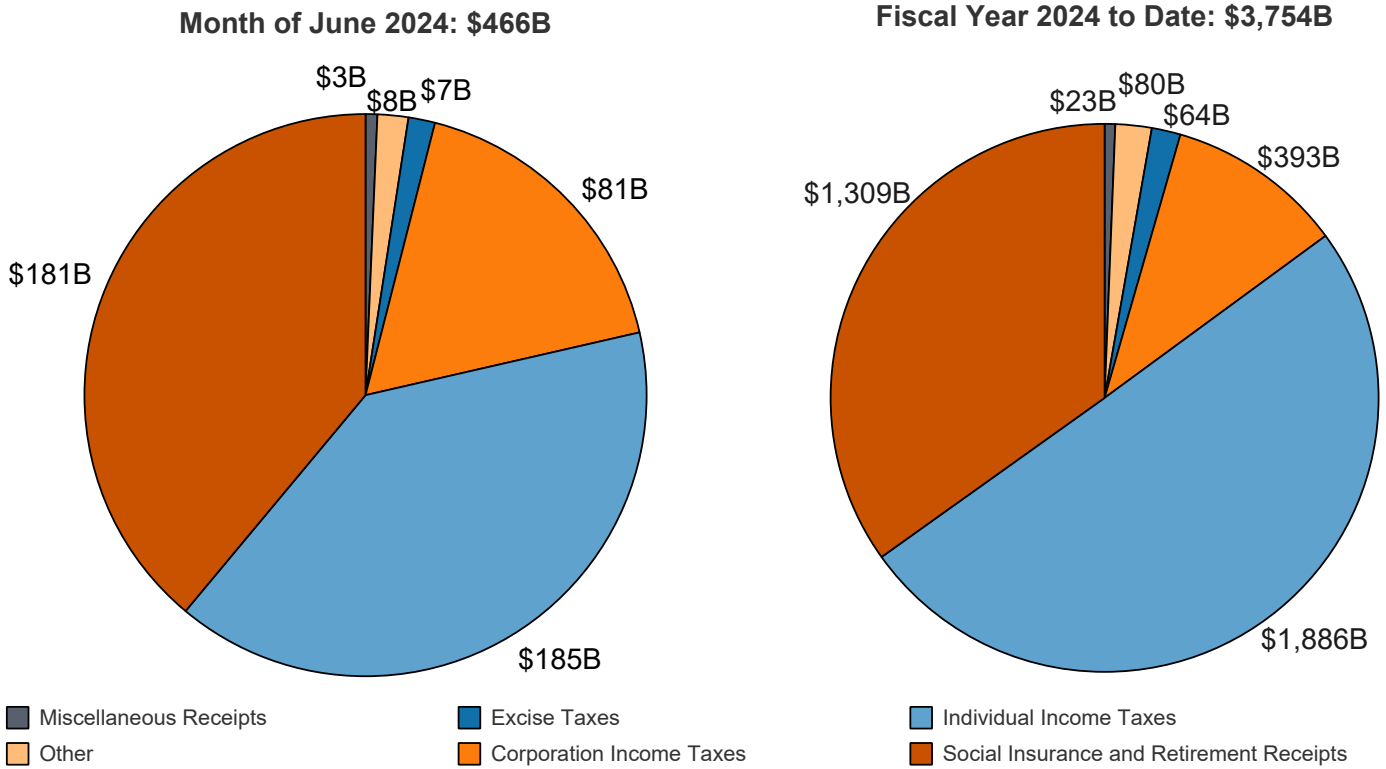
**Figure 3. Monthly Receipts, Outlays, and Budget Deficit/Surplus of the U.S. Government, Fiscal Years 2023 and 2024**



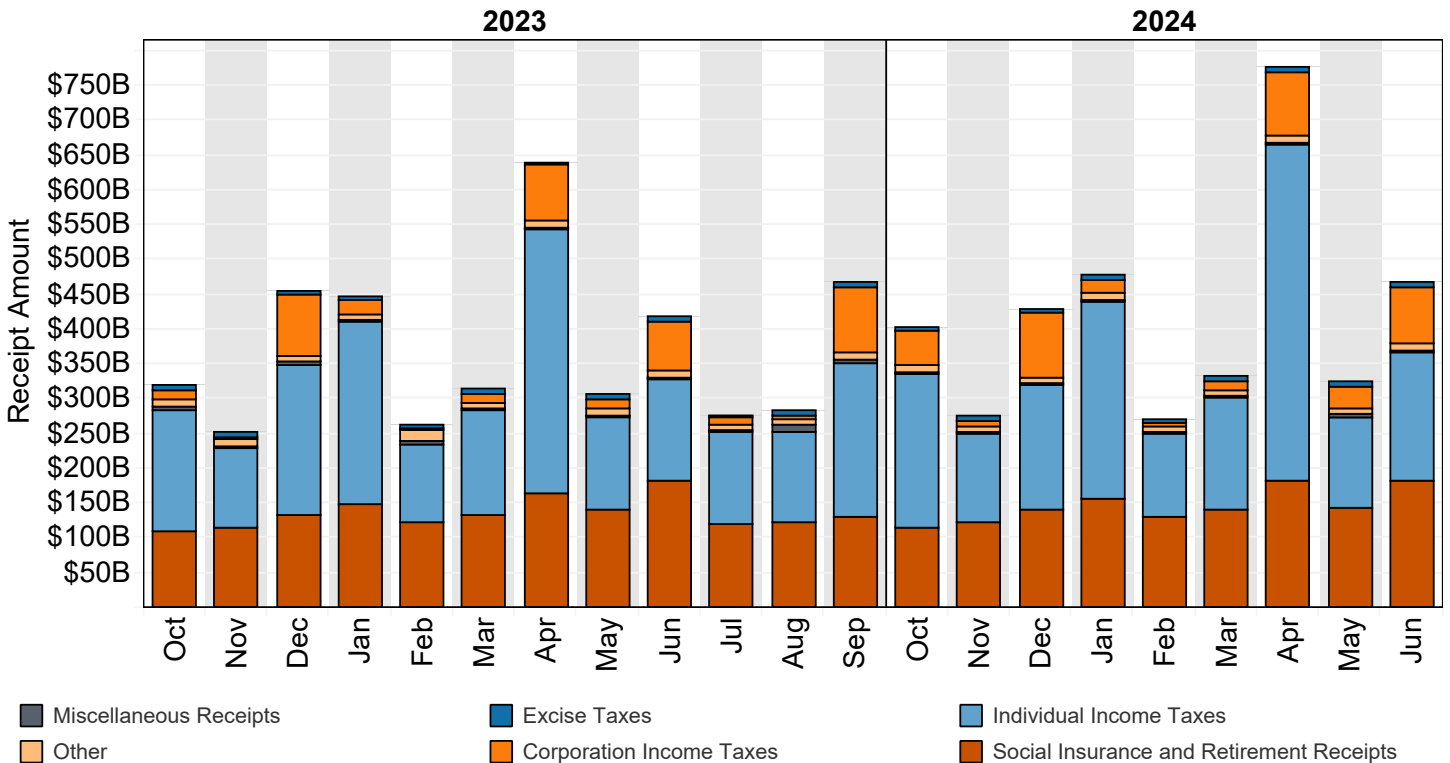
**Figure 4. Monthly Receipts, Outlays, and Budget Deficit/Surplus of the U.S. Government, Cumulative, Fiscal Years 2023 and 2024**



**Figure 5. Receipts of the U.S. Government, by Source, Fiscal Year 2024**



**Figure 6. Monthly Receipts of the U.S. Government, by Source, Fiscal Years 2023 and 2024**

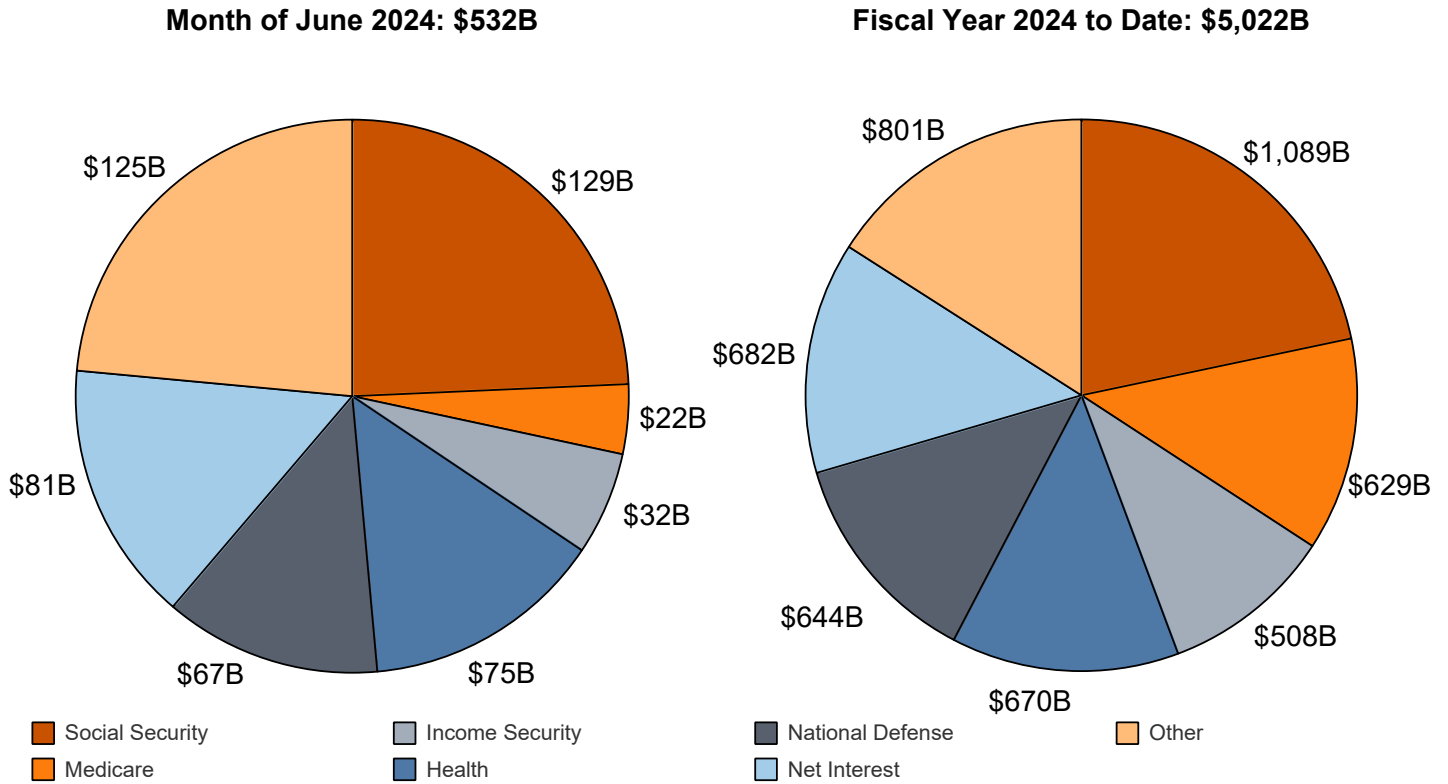


"Other" Includes: Customs Duties and Estate and Gift Taxes

\*Disclaimer: Other category is subject to change due to negative balances held.

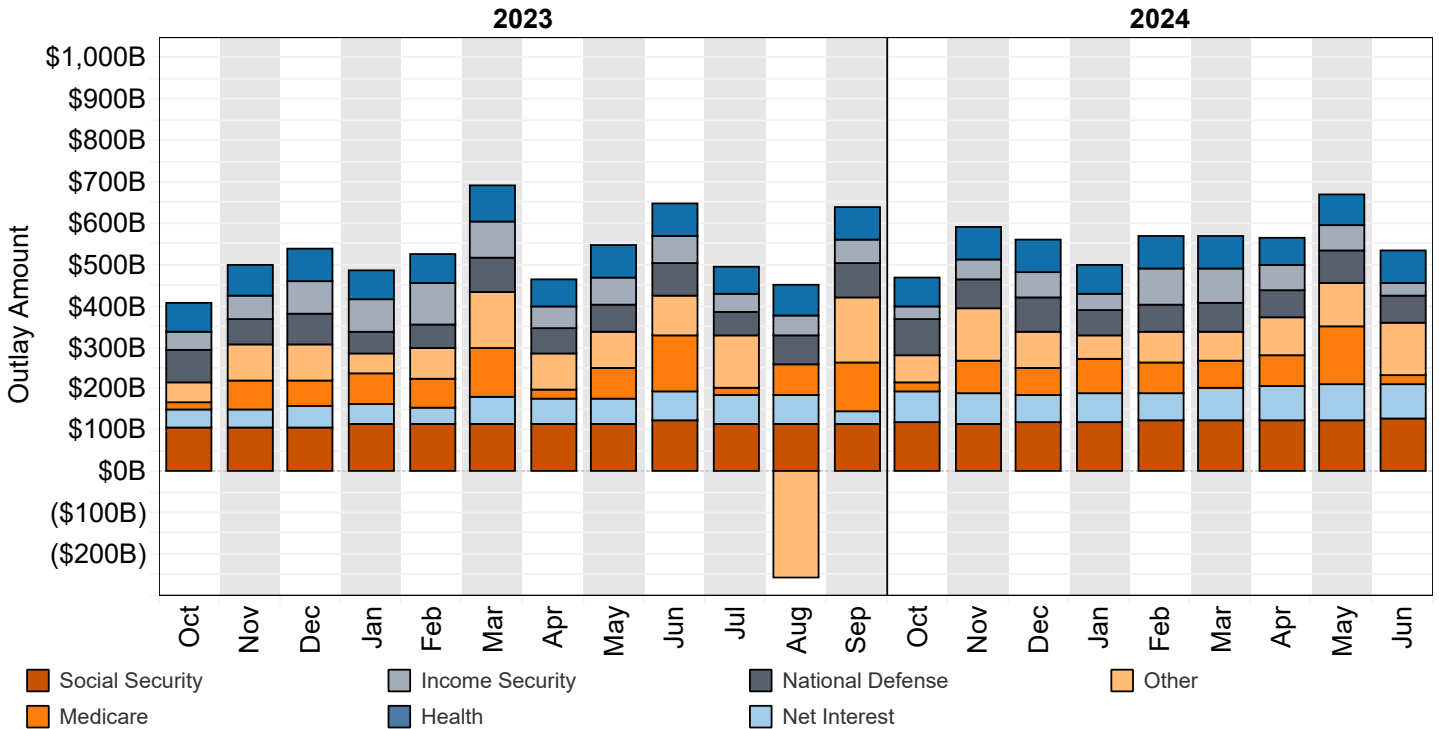
Note: Details may not add to totals due to rounding

**Figure 7. Outlays of the U.S. Government, by Source, Fiscal Year 2024**



\*Disclaimer: Other category is subject to change due to negative balances held.

**Figure 8. Monthly Outlays of the U.S. Government, by Source, Fiscal Years 2023 and 2024**



"Other" Includes: Administration of Justice, Agriculture, Community and Regional Development, Education, Training, Employment, and Social Services, Energy, General Government, General Science, Space, and Technology, International Affairs, Natural Resources and Environment, Transportation, Undistributed Offsetting Receipts, Veterans' Benefits and Services.

Note: Details may not add to totals due to rounding



**Table 3. Summary of Receipts and Outlays of the U.S. Government, June 2024 and Other Periods**

[\$ millions]				
Classification	This Month	Current Fiscal Year to Date	Comparable Prior Period Year to Date	Budget Estimates Full Fiscal Year <sup>1</sup>
<b>Budget Receipts</b>				
Individual Income Taxes	184,910	1,885,757	1,693,543	2,503,366
Corporation Income Taxes	81,354	392,670	305,892	612,781
Social Insurance and Retirement Receipts:				
Employment and General Retirement (Off-Budget)	139,211	962,427	919,103	1,240,040
Employment and General Retirement (On-Budget)	41,130	300,794	278,434	418,808
Unemployment Insurance	526	39,515	41,037	54,076
Other Retirement	625	5,801	5,071	7,619
Excise Taxes	7,097	64,246	59,418	99,715
Estate and Gift Taxes	1,989	24,545	27,831	29,035
Customs Duties	6,323	55,607	60,424	81,384
Miscellaneous Receipts	3,089	22,835	21,768	34,722
<b>Total Receipts</b>	<b>466,255</b>	<b>3,754,199</b>	<b>3,412,520</b>	<b>5,081,546</b>
<b>(On-Budget)</b>	<b>327,044</b>	<b>2,791,771</b>	<b>2,493,417</b>	<b>3,841,506</b>
<b>(Off-Budget)</b>	<b>139,211</b>	<b>962,427</b>	<b>919,103</b>	<b>1,240,040</b>
<b>Budget Outlays</b>				
Legislative Branch	553	4,985	4,910	7,557
Judicial Branch	679	6,931	6,689	9,615
Department of Agriculture	15,323	159,939	182,525	254,782
Department of Commerce	1,187	10,259	8,968	20,509
Department of Defense—Military Programs	63,358	608,570	576,406	844,876
Department of Education	86,835	202,496	172,294	250,734
Department of Energy	4,058	36,740	24,728	58,347
Department of Health and Human Services	89,573	1,257,589	1,293,190	1,669,353
Department of Homeland Security	6,445	65,701	68,015	134,215
Department of Housing and Urban Development	6,125	35,894	40,204	56,348
Department of the Interior	1,854	12,599	11,063	23,096
Department of Justice	3,379	32,170	33,939	51,606
Department of Labor	4,258	39,216	73,038	84,355
Department of State	2,271	24,638	22,557	37,296
Department of Transportation	11,083	79,192	76,313	121,074
Department of the Treasury:				
Interest on Treasury Debt Securities (Gross)	140,238	867,746	652,403	1,143,615
Other	7,201	172,486	223,550	202,028
Department of Veterans Affairs	13,888	235,283	219,519	345,979
Corps of Engineers	908	8,130	6,747	66,985
Other Defense Civil Programs	219	46,848	51,147	66,985
Environmental Protection Agency	1,245	9,573	7,799	8,204
Executive Office of the President	60	461	390	728
General Services Administration	-95	-149	-248	58
International Assistance Programs	2,470	22,824	30,320	46,532
National Aeronautics and Space Administration	2,234	18,708	18,416	24,896
National Science Foundation	764	6,369	6,068	10,360
Office of Personnel Management	10,010	94,350	91,851	127,905
Small Business Administration	176	32,554	25,339	33,188
Social Security Administration	129,200	1,132,130	1,053,054	1,517,192
Independent Agencies	-7,610	76,993	76,550	105,003
Allowances	.....	.....	.....	-27,640
Undistributed Offsetting Receipts:				
Interest	-56,919	-163,656	-148,715	-184,172
Other	-8,749	-115,111	-103,507	-144,854
<b>Total Outlays</b>	<b>532,220</b>	<b>5,022,456</b>	<b>4,805,518</b>	<b>6,940,904</b>
<b>(On-Budget)</b>	<b>437,037</b>	<b>4,057,489</b>	<b>3,913,721</b>	<b>5,629,034</b>
<b>(Off-Budget)</b>	<b>95,183</b>	<b>964,967</b>	<b>891,797</b>	<b>1,311,870</b>
<b>Surplus (+) or Deficit (-)</b>	<b>-65,965</b>	<b>-1,268,258</b>	<b>-1,392,998</b>	<b>-1,859,358</b>
<b>(On-Budget)</b>	<b>-109,993</b>	<b>-1,265,718</b>	<b>-1,420,303</b>	<b>-1,787,528</b>
<b>(Off-Budget)</b>	<b>+44,028</b>	<b>-2,539</b>	<b>+27,305</b>	<b>-71,830</b>

1 These estimates are based on the FY 2025 Budget, released by the Office of Management and Budget on March 11, 2024.

Note: Details may not add to totals due to rounding.  
... No Transactions

**Table 4. Receipts of the U.S. Government, June 2024 and Other Periods**

[\$ millions]

Classification	This Month			Current Fiscal Year to Date			Prior Fiscal Year to Date		
	Gross Receipts	Refunds (Deduct)	Receipts	Gross Receipts	Refunds (Deduct)	Receipts	Gross Receipts	Refunds (Deduct)	Receipts
<b>Individual Income Taxes</b>									
Withheld	185,499			1,345,161			1,306,021		
Presidential Election Campaign Fund	1			20			22		
Other	108,922			817,347			715,839		
<b>Total -- Individual Income Taxes</b>	<b>194,422</b>	<b>9,512</b>	<b>184,910</b>	<b>2,162,528</b>	<b>276,770</b>	<b>1,885,757</b>	<b>2,021,882</b>	<b>328,339</b>	<b>1,693,543</b>
<b>Corporation Income Taxes</b>									
	<b>84,562</b>	<b>3,208</b>	<b>81,354</b>	<b>421,422</b>	<b>28,752</b>	<b>392,670</b>	<b>335,851</b>	<b>29,959</b>	<b>305,892</b>
<b>Social Insurance and Retirement Receipts:</b>									
Employment and General Retirement:									
Federal Old-Age and Survivors Insurance Trust Fund:									
Federal Insurance Contributions Act Taxes	92,221	.....	92,221	752,767	.....	752,767	709,580	.....	709,580
Self-Employment Contributions Act Taxes	7,897	.....	7,897	43,895	.....	43,895	38,269	.....	38,269
Adjustments Attributable to Prior Years-FICA	18,781	.....	18,781	23,113	.....	23,113	39,365	.....	39,365
Adjustments Attributable to Prior Years-SECA	103	.....	103	2,933	.....	2,933	-1,556	.....	-1,556
<b>Total -- Federal Old-Age and Survivors Insurance Trust Fund</b>	<b>119,003</b>	<b>.....</b>	<b>119,003</b>	<b>822,708</b>	<b>.....</b>	<b>822,708</b>	<b>785,658</b>	<b>.....</b>	<b>785,658</b>
Federal Disability Insurance Trust Fund:									
Federal Insurance Contributions Act Taxes	15,660	.....	15,660	127,828	.....	127,828	120,496	.....	120,496
Self-Employment Contributions Act Taxes	1,341	.....	1,341	7,453	.....	7,453	6,499	.....	6,499
Adjustments Attributable to Prior Years-FICA	3,189	.....	3,189	3,930	.....	3,930	6,684	.....	6,684
Adjustments Attributable to Prior Years-SECA	18	.....	18	508	.....	508	-235	.....	-235
<b>Total -- Federal Disability Insurance Trust Fund</b>	<b>20,209</b>	<b>.....</b>	<b>20,209</b>	<b>139,719</b>	<b>.....</b>	<b>139,719</b>	<b>133,444</b>	<b>.....</b>	<b>133,444</b>
Federal Hospital Insurance Trust Fund:									
Federal Insurance Contributions Act Taxes	30,739	.....	30,739	264,444	.....	264,444	251,737	.....	251,737
Self-Employment Contributions Act Taxes	4,542	.....	4,542	21,373	.....	21,373	17,676	.....	17,676
Receipts from Railroad Retirement Board	645	.....	645	645	.....	645	573	.....	573
Adjustments Attributable to Prior Years-FICA	5,334	.....	5,334	7,204	.....	7,204	3,670	.....	3,670
Adjustments Attributable to Prior Years-SECA	-27	.....	-27	2,664	.....	2,664	-234	.....	-234
<b>Total -- Federal Hospital Insurance Trust Fund</b>	<b>41,233</b>	<b>.....</b>	<b>41,233</b>	<b>296,330</b>	<b>.....</b>	<b>296,330</b>	<b>273,422</b>	<b>.....</b>	<b>273,422</b>
Railroad Retirement:									
Rail Pension and Supplemental Annuity	302	6	296	2,717	8	2,709	2,854	12	2,842
Social Security Equivalent Account	-394	5	-399	1,762	7	1,755	2,175	6	2,170
<b>Total -- Employment and General Retirement</b>	<b>180,352</b>	<b>10</b>	<b>180,341</b>	<b>1,263,237</b>	<b>15</b>	<b>1,263,222</b>	<b>1,197,554</b>	<b>18</b>	<b>1,197,536</b>
Unemployment Insurance:									
Deposits by States	521	.....	521	32,152	.....	32,152	33,804	.....	33,804
Federal Unemployment Taxes	20	15	5	7,287	74	7,214	7,083	110	6,973
Railroad Unemployment Taxes	(**)	.....	(**)	150	.....	150	260	.....	260
<b>Total -- Unemployment Insurance</b>	<b>541</b>	<b>15</b>	<b>526</b>	<b>39,589</b>	<b>74</b>	<b>39,515</b>	<b>41,147</b>	<b>110</b>	<b>41,037</b>
Other Retirement:									
Federal Employees' Retirement--Employee Share	622	.....	622	5,784	.....	5,784	5,055	.....	5,055
Non-Federal Employees Retirement	2	.....	2	16	.....	16	16	.....	16
<b>Total -- Other Retirement</b>	<b>625</b>	<b>.....</b>	<b>625</b>	<b>5,801</b>	<b>.....</b>	<b>5,801</b>	<b>5,071</b>	<b>.....</b>	<b>5,071</b>
<b>Total -- Social Insurance and Retirement Receipts</b>	<b>181,518</b>	<b>25</b>	<b>181,492</b>	<b>1,308,627</b>	<b>89</b>	<b>1,308,538</b>	<b>1,243,772</b>	<b>128</b>	<b>1,243,644</b>
<b>Excise Taxes:</b>									
Miscellaneous Excise Taxes	-307	618	-925	21,963	4,987	16,976	23,024	8,352	14,672
Airport and Airway Trust Fund	3,183	-185	3,368	14,727	-185	14,912	17,587	45	17,542
Highway Trust Fund	4,684	44	4,640	32,438	293	32,145	27,289	295	26,994
Black Lung Disability Trust Fund	14	.....	14	214	.....	214	209	.....	209
<b>Total -- Excise Taxes</b>	<b>7,574</b>	<b>477</b>	<b>7,097</b>	<b>69,342</b>	<b>5,095</b>	<b>64,246</b>	<b>68,109</b>	<b>8,691</b>	<b>59,418</b>
<b>Estate and Gift Taxes</b>	<b>2,077</b>	<b>89</b>	<b>1,989</b>	<b>25,373</b>	<b>829</b>	<b>24,545</b>	<b>29,080</b>	<b>1,249</b>	<b>27,831</b>
<b>Customs Duties</b>	<b>6,763</b>	<b>440</b>	<b>6,323</b>	<b>60,800</b>	<b>5,192</b>	<b>55,607</b>	<b>65,367</b>	<b>4,943</b>	<b>60,424</b>
<b>Miscellaneous Receipts:</b>									
Deposit of Earnings, Federal Reserve System	399	.....	399	2,163	.....	2,163	556	.....	556
Universal Service Fund	701	.....	701	6,295	.....	6,295	5,926	.....	5,926
All Other	1,989	(**)	1,989	14,390	13	14,377	15,306	19	15,287
<b>Total -- Miscellaneous Receipts</b>	<b>3,089</b>	<b>(**)</b>	<b>3,089</b>	<b>22,848</b>	<b>13</b>	<b>22,835</b>	<b>21,787</b>	<b>19</b>	<b>21,768</b>
<b>Total -- Receipts</b>	<b>480,006</b>	<b>13,751</b>	<b>466,255</b>	<b>4,070,940</b>	<b>316,741</b>	<b>3,754,199</b>	<b>3,785,849</b>	<b>373,329</b>	<b>3,412,520</b>
<b>Total -- On-Budget</b>	<b>340,794</b>	<b>13,751</b>	<b>327,044</b>	<b>3,108,512</b>	<b>316,741</b>	<b>2,791,771</b>	<b>2,866,746</b>	<b>373,329</b>	<b>2,493,417</b>
<b>Total -- Off-Budget</b>	<b>139,211</b>	<b>.....</b>	<b>139,211</b>	<b>962,427</b>	<b>.....</b>	<b>962,427</b>	<b>919,103</b>	<b>.....</b>	<b>919,103</b>

1 In accordance with the Social Security Act as amended: Individual Income Taxes, Withheld have been decreased and Federal Insurance Contribution Act Taxes increased by \$27,305 million to correct estimates for the calendar year 2023. Individual Income Taxes, Other have been decreased and Self-Employment Contribution Act Taxes increased by \$121.4 million to correct estimates for

calendar year 2021 and prior.  
 Note: Details may not add to totals due to rounding.  
 ... No Transactions  
 (\*\*) Less than absolute value of \$500,000

**Table 5. Outlays of the U.S. Government, June 2024 and Other Periods**

[\$ millions]

Classification	This Month			Current Fiscal Year to Date			Prior Fiscal Year to Date		
	Gross Outlays	Applicable Receipts	Outlays	Gross Outlays	Applicable Receipts	Outlays	Gross Outlays	Applicable Receipts	Outlays
<b>Legislative Branch:</b>									
Senate	98	(**)	98	898	2	896	858	2	856
House of Representatives	154	(**)	154	1,471	4	1,468	1,386	3	1,384
Joint Items	3	.....	3	16	.....	16	16	.....	16
Capitol Police	59	.....	59	536	.....	536	489	.....	489
Congressional Budget Office	6	.....	6	50	.....	50	49	.....	49
Architect of the Capitol	68	1	67	617	6	610	807	5	802
Library of Congress	69	1	68	665	8	657	625	7	618
Government Publishing Office	24	.....	24	61	.....	61	31	.....	31
Government Accountability Office	65	.....	65	630	.....	630	599	.....	599
United States Tax Court	4	.....	4	44	.....	44	43	.....	43
Other Legislative Branch Agencies	7	.....	7	54	.....	54	59	.....	59
Proprietary Receipts from the Public	.....	2	-2	.....	31	-31	.....	29	-29
Intrabudgetary Transactions	(**)	.....	(**)	-6	.....	-6	-6	.....	-6
<b>Total--Legislative Branch</b>	<b>558</b>	<b>5</b>	<b>553</b>	<b>5,036</b>	<b>51</b>	<b>4,985</b>	<b>4,955</b>	<b>45</b>	<b>4,910</b>
<b>Judicial Branch:</b>									
Supreme Court of the United States	10	.....	10	103	.....	103	92	.....	92
Courts of Appeals, District Courts, and Other Judicial Services	643	.....	643	7,191	.....	7,191	6,992	.....	6,992
Other	18	.....	18	587	.....	587	563	.....	563
Proprietary Receipts from the Public	.....	9	-9	.....	89	-89	.....	113	-113
Intrabudgetary Transactions	17	.....	17	-861	.....	-861	-846	.....	-846
<b>Total--Judicial Branch</b>	<b>689</b>	<b>9</b>	<b>679</b>	<b>7,020</b>	<b>89</b>	<b>6,931</b>	<b>6,802</b>	<b>113</b>	<b>6,689</b>
<b>Department of Agriculture:</b>									
Agricultural Research Service	141	.....	141	1,395	.....	1,395	1,300	.....	1,300
National Institute of Food and Agriculture:									
Research and Education Activities	99	.....	99	767	.....	767	684	.....	684
Extension Activities	56	.....	56	468	.....	468	453	.....	453
Other	15	.....	15	123	.....	123	112	.....	112
Animal and Plant Health Inspection Service	198	.....	198	1,802	.....	1,802	1,402	.....	1,402
Food Safety and Inspection Service	111	.....	111	930	.....	930	912	.....	912
Agricultural Marketing Service	230	.....	230	2,453	.....	2,453	1,540	.....	1,540
Risk Management Agency:									
Administrative and Operating Expenses	6	.....	6	56	.....	56	52	.....	52
Federal Crop Insurance Corporation Fund	883	75	808	17,462	6,055	11,408	19,318	5,878	13,441
Farm Service Agency:									
Salaries and Expenses	126	.....	126	828	.....	828	771	.....	771
USDA Supplemental Assistance	(**)	.....	(**)	4	.....	4	3	.....	3
Agricultural Disaster Relief Fund	(**)	.....	(**)	(**)	.....	(**)	(**)	.....	(**)
Commodity Credit Corporation	200	529	-328	10,379	3,958	6,420	10,955	4,066	6,889
Tobacco Trust Fund	(**)	.....	(**)	1	.....	1	10	.....	10
Agricultural Credit Insurance Fund	355	(**)	355	1,481	17	1,464	1,539	102	1,437
Other	12	.....	12	199	.....	199	303	.....	303
<b>Total--Farm Service Agency</b>	<b>694</b>	<b>529</b>	<b>165</b>	<b>12,890</b>	<b>3,975</b>	<b>8,915</b>	<b>13,581</b>	<b>4,168</b>	<b>9,413</b>
Natural Resources Conservation Service:									
Conservation Operations	76	.....	76	817	.....	817	626	.....	626
Farm Security and Rural Investment Programs	265	.....	265	2,889	.....	2,889	2,583	.....	2,583
Other	20	.....	20	275	.....	275	294	.....	294
Rural Development	74	.....	74	131	.....	131	120	.....	120
Rural Housing Service:									
Rural Housing Insurance Fund	497	13	485	994	293	701	451	284	167
Rental Assistance Program	133	.....	133	1,171	.....	1,171	1,060	.....	1,060
Other	-344	.....	-344	-114	.....	-114	377	.....	377
Rural Utilities Service:									
Rural Electrification and Telecommunications Fund	2	(**)	2	92	149	-57	1,526	40	1,486
Other	302	1	301	931	14	917	873	17	856
Foreign Agricultural Service	115	.....	115	1,443	.....	1,443	1,802	.....	1,802
Food and Nutrition Service:									
Supplemental Nutrition Assistance Program	8,368	.....	8,368	79,715	.....	79,715	106,174	.....	106,174
Child Nutrition Programs	3,082	.....	3,082	26,447	.....	26,447	25,013	.....	25,013
Special Supplemental Nutrition Program for Women, Infants, and Children (WIC)	632	.....	632	5,413	.....	5,413	5,155	.....	5,155
Other	57	.....	57	517	.....	517	540	.....	540
<b>Total--Food and Nutrition Service</b>	<b>12,138</b>	<b>.....</b>	<b>12,138</b>	<b>112,093</b>	<b>.....</b>	<b>112,093</b>	<b>136,881</b>	<b>.....</b>	<b>136,881</b>

**Table 5. Outlays of the U.S. Government, June 2024 and Other Periods - Continued**

[\$ millions]

Classification	This Month			Current Fiscal Year to Date			Prior Fiscal Year to Date		
	Gross Outlays	Applicable Receipts	Outlays	Gross Outlays	Applicable Receipts	Outlays	Gross Outlays	Applicable Receipts	Outlays
<b>Department of Agriculture: - Continued</b>									
Forest Service:									
National Forest System	179	.....	179	1,923	.....	1,923	1,694	.....	1,694
Capital Improvement and Maintenance	21	.....	21	170	.....	170	129	.....	129
Wildland Fire Management	601	.....	601	2,906	.....	2,906	2,214	.....	2,214
Forest Service Permanent Appropriations	89	.....	89	488	.....	488	454	.....	454
Other	194	.....	194	1,828	.....	1,828	1,548	.....	1,548
<b>Total--Forest Service</b>	<b>1,084</b>	<b>.....</b>	<b>1,084</b>	<b>7,315</b>	<b>.....</b>	<b>7,315</b>	<b>6,038</b>	<b>.....</b>	<b>6,038</b>
Other	871	3	869	6,823	59	6,764	2,829	52	2,777
Proprietary Receipts from the Public	(**)	1,671	-1,671	(**)	2,777	-2,778	.....	1,886	-1,886
Intrabudgetary Transactions	-51	.....	-51	55	.....	55	35	.....	35
<b>Total--Department of Agriculture</b>	<b>17,616</b>	<b>2,292</b>	<b>15,323</b>	<b>173,261</b>	<b>13,322</b>	<b>159,939</b>	<b>194,849</b>	<b>12,324</b>	<b>182,525</b>
<b>Department of Commerce:</b>									
Economic Development Administration	92	.....	92	758	.....	758	676	.....	676
Bureau of the Census	164	.....	164	1,155	.....	1,155	1,265	.....	1,265
International Trade Administration	40	.....	40	413	.....	413	381	.....	381
National Oceanic and Atmospheric Administration	676	1	675	5,541	14	5,527	4,831	33	4,798
National Institute of Standards and Technology	146	.....	146	1,167	.....	1,167	1,043	.....	1,043
National Telecommunications and Information Administration	62	(**)	62	951	283	668	456	(**)	456
Other	24	6	18	634	55	579	408	52	356
Proprietary Receipts from the Public	.....	10	-10	.....	(**)	(**)	.....	8	-8
Intrabudgetary Transactions	(**)	.....	(**)	-7	.....	-7	5	.....	5
Offsetting Governmental Receipts	.....	(**)	(**)	.....	1	-1	.....	3	-3
<b>Total--Department of Commerce</b>	<b>1,204</b>	<b>17</b>	<b>1,187</b>	<b>10,612</b>	<b>353</b>	<b>10,259</b>	<b>9,064</b>	<b>97</b>	<b>8,968</b>
<b>Department of Defense--Military Programs:</b>									
Military Personnel:									
Department of the Army	4,934	.....	4,934	52,076	.....	52,076	51,920	.....	51,920
Department of the Navy	2,937	.....	2,937	43,025	.....	43,025	44,208	.....	44,208
Department of the Air Force	1,956	.....	1,956	33,471	.....	33,471	34,755	.....	34,755
Defense Agencies	.....	.....	.....	19,874	.....	19,874	10,612	.....	10,612
<b>Total--Military Personnel</b>	<b>9,827</b>	<b>.....</b>	<b>9,827</b>	<b>148,446</b>	<b>.....</b>	<b>148,446</b>	<b>141,496</b>	<b>.....</b>	<b>141,496</b>
Operation and Maintenance:									
Department of the Army	5,881	.....	5,881	54,849	.....	54,849	52,308	.....	52,308
Department of the Navy	6,653	.....	6,653	58,971	.....	58,971	55,728	.....	55,728
Department of the Air Force	6,229	.....	6,229	55,842	.....	55,842	52,350	.....	52,350
Defense Agencies	7,849	.....	7,849	69,105	.....	69,105	71,241	4	71,238
<b>Total--Operation and Maintenance</b>	<b>26,613</b>	<b>.....</b>	<b>26,613</b>	<b>238,766</b>	<b>.....</b>	<b>238,766</b>	<b>231,628</b>	<b>4</b>	<b>231,624</b>
International Reconstruction and Other Assistance:									
Department of the Army	.....	.....	.....	2	.....	2	.....	.....	.....
Procurement:									
Department of the Army	2,312	.....	2,312	18,690	.....	18,690	17,633	.....	17,633
Department of the Navy	5,966	.....	5,966	47,019	.....	47,019	45,044	.....	45,044
Department of the Air Force	4,808	.....	4,808	40,148	.....	40,148	37,815	.....	37,815
Defense Agencies	645	.....	645	6,296	.....	6,296	5,709	.....	5,709
<b>Total--Procurement</b>	<b>13,730</b>	<b>.....</b>	<b>13,730</b>	<b>112,153</b>	<b>.....</b>	<b>112,153</b>	<b>106,200</b>	<b>.....</b>	<b>106,200</b>
Research, Development, Test, and Evaluation:									
Department of the Army	1,252	.....	1,252	10,301	.....	10,301	8,911	.....	8,911
Department of the Navy	2,261	.....	2,261	19,579	.....	19,579	16,780	.....	16,780
Department of the Air Force	6,210	.....	6,210	44,171	.....	44,171	39,183	.....	39,183
Defense Agencies	3,042	.....	3,042	25,090	.....	25,090	22,724	.....	22,724
<b>Total--Research, Development, Test, and Evaluation</b>	<b>12,766</b>	<b>.....</b>	<b>12,766</b>	<b>99,142</b>	<b>.....</b>	<b>99,142</b>	<b>87,598</b>	<b>.....</b>	<b>87,598</b>
Military Construction:									
Department of the Army	89	.....	89	1,531	.....	1,531	1,333	.....	1,333
Department of the Navy	302	.....	302	2,807	.....	2,807	2,789	.....	2,789
Department of the Air Force	331	.....	331	2,520	.....	2,520	1,838	.....	1,838
Defense Agencies	230	.....	230	2,064	.....	2,064	1,865	.....	1,865
<b>Total--Military Construction</b>	<b>951</b>	<b>.....</b>	<b>951</b>	<b>8,922</b>	<b>.....</b>	<b>8,922</b>	<b>7,825</b>	<b>.....</b>	<b>7,825</b>
Family Housing:									
Department of the Army	53	.....	53	432	.....	432	338	.....	338
Department of the Navy	38	.....	38	298	.....	298	292	.....	292
Department of the Air Force	28	.....	28	276	.....	276	336	.....	336
Defense Agencies	3	.....	3	73	.....	73	40	.....	40
Revolving and Management Funds:									

**Table 5. Outlays of the U.S. Government, June 2024 and Other Periods - Continued**

[\$ millions]

Classification	This Month			Current Fiscal Year to Date			Prior Fiscal Year to Date		
	Gross Outlays	Applicable Receipts	Outlays	Gross Outlays	Applicable Receipts	Outlays	Gross Outlays	Applicable Receipts	Outlays
<b>Department of Defense--Military Programs: - Continued</b>									
Department of the Navy	1	.....	1	9	.....	9	74	.....	74
Defense Agencies:									
Working Capital Fund	-224	.....	-224	1,673	.....	1,673	1,232	.....	1,232
Other	25	.....	25	84	.....	84	-1	.....	-1
Trust Funds:									
Department of the Army	8	.....	8	21	.....	21	14	.....	14
Department of the Navy	5	.....	5	19	.....	19	23	.....	23
Department of the Air Force	(**)	.....	(**)	4	.....	4	7	.....	7
Defense Agencies	7	.....	7	368	.....	368	326	.....	326
Proprietary Receipts from the Public:									
Department of the Army	.....	238	-238	.....	167	-167	.....	-38	38
Department of the Navy	.....	34	-34	.....	153	-153	.....	91	-91
Department of the Air Force	.....	7	-7	.....	119	-119	.....	82	-82
Defense Agencies	.....	132	-132	.....	1,482	-1,482	.....	984	-984
Intrabudgetary Transactions:									
Department of the Army	-1	.....	-1	-88	.....	-88	-43	.....	-43
Department of the Navy	-6	.....	-6	-70	.....	-70	-58	.....	-58
Department of the Air Force	-22	.....	-22	-21	.....	-21	230	.....	230
Defense Agencies	-34	.....	-34	-17	.....	-17	-25	.....	-25
Offsetting Governmental Receipts:									
Department of the Army	.....	(**)	(**)	.....	1	-1	.....	1	-1
Defense Agencies	.....	.....	.....	.....	.....	.....	.....	1	-1
<b>Total--Department of Defense--Military Programs</b>	<b>63,770</b>	<b>412</b>	<b>63,358</b>	<b>610,491</b>	<b>1,921</b>	<b>608,570</b>	<b>577,529</b>	<b>1,124</b>	<b>576,406</b>
<b>Department of Education:</b>									
Office of Elementary and Secondary Education:									
Accelerating Achievement and Ensuring Equity	2,135	.....	2,135	14,638	.....	14,638	14,196	.....	14,196
Impact Aid	131	.....	131	1,863	.....	1,863	1,513	.....	1,513
Education Improvement Programs	658	.....	658	4,633	.....	4,633	4,325	.....	4,325
Other	5,233	.....	5,233	41,588	.....	41,588	50,680	.....	50,680
<b>Total--Office of Elementary and Secondary Education</b>	<b>8,157</b>	<b>.....</b>	<b>8,157</b>	<b>62,723</b>	<b>.....</b>	<b>62,723</b>	<b>70,713</b>	<b>.....</b>	<b>70,713</b>
Office of Innovation and Improvement	98	.....	98	802	.....	802	685	.....	685
Office of English Language Acquisition	121	.....	121	707	.....	707	645	.....	645
Office of Special Education and Rehabilitative Services:									
Special Education	1,638	.....	1,638	12,773	.....	12,773	11,710	.....	11,710
Rehabilitation Services and Disability Research	299	.....	299	2,991	.....	2,991	2,560	.....	2,560
Special Institutions for Persons with Disabilities	26	.....	26	231	.....	231	227	.....	227
Office of Vocational and Adult Education	219	.....	219	1,664	.....	1,664	1,561	.....	1,561
Office of Postsecondary Education:									
Higher Education	312	.....	312	2,329	.....	2,329	2,149	.....	2,149
Other	51	(**)	51	242	(**)	241	264	(**)	264
<b>Total--Office of Postsecondary Education</b>	<b>363</b>	<b>(**)</b>	<b>363</b>	<b>2,571</b>	<b>(**)</b>	<b>2,571</b>	<b>2,414</b>	<b>(**)</b>	<b>2,413</b>
Office of Federal Student Aid:									
Student Financial Assistance	1,821	.....	1,821	22,369	.....	22,369	19,920	.....	19,920
Student Aid Administration	197	.....	197	1,604	.....	1,604	1,629	.....	1,629
Federal Direct Student Loans	65,843	.....	65,843	85,850	.....	85,850	66,402	.....	66,402
Federal Family Education Loans	11,982	.....	11,982	11,962	.....	11,962	5,570	.....	5,570
Other	23	(**)	23	47	3	45	64	1	63
<b>Total--Office of Federal Student Aid</b>	<b>79,865</b>	<b>(**)</b>	<b>79,865</b>	<b>121,833</b>	<b>3</b>	<b>121,830</b>	<b>93,584</b>	<b>1</b>	<b>93,583</b>
Institute of Education Sciences	65	.....	65	593	.....	593	519	.....	519
Departmental Management	70	.....	70	520	.....	520	510	.....	510
Other	5	.....	5	32	.....	32	30	.....	30
Proprietary Receipts from the Public	.....	4,146	-4,146	.....	4,963	-4,963	.....	12,925	-12,925
Intrabudgetary Transactions	56	.....	56	21	.....	21	64	.....	64
<b>Total--Department of Education</b>	<b>90,981</b>	<b>4,147</b>	<b>86,835</b>	<b>207,462</b>	<b>4,965</b>	<b>202,496</b>	<b>185,220</b>	<b>12,926</b>	<b>172,294</b>
<b>Department of Energy:</b>									
National Nuclear Security Administration:									
Naval Reactors	131	.....	131	1,297	.....	1,297	1,163	.....	1,163
Weapons Activities	1,327	.....	1,327	13,367	.....	13,367	12,348	.....	12,348
Defense Nuclear Nonproliferation	225	.....	225	1,994	.....	1,994	1,807	.....	1,807
Other	46	.....	46	383	.....	383	377	.....	377
Environmental and Other Defense Activities:									
Defense Environmental Cleanup	571	.....	571	5,226	.....	5,226	5,607	.....	5,607

**Table 5. Outlays of the U.S. Government, June 2024 and Other Periods - Continued**

[\$ millions]

Classification	This Month			Current Fiscal Year to Date			Prior Fiscal Year to Date		
	Gross Outlays	Applicable Receipts	Outlays	Gross Outlays	Applicable Receipts	Outlays	Gross Outlays	Applicable Receipts	Outlays
<b>Department of Energy: - Continued</b>									
Other Defense Activities	27	.....	27	755	.....	755	755	.....	755
Defense Nuclear Waste Disposal	(**)	.....	(**)	(**)	.....	(**)	(**)	.....	(**)
Energy Programs:									
Science	713	.....	713	6,044	.....	6,044	5,844	.....	5,844
Energy Supply	201	.....	201	1,788	.....	1,788	1,788	.....	1,788
Energy Efficiency and Renewable Energy	301	.....	301	2,609	.....	2,609	1,998	.....	1,998
Fossil Energy Research and Development	-2	.....	-2	578	.....	578	550	.....	550
Uranium Enrichment Decontamination and Decommissioning Fund	73	.....	73	594	.....	594	712	.....	712
Advanced Technology Vehicles Manufacturing Loan Program	1	.....	1	63	.....	63	67	.....	67
Title 17 Innovative Technology Loan Guarantee Program	9	.....	9	76	.....	76	39	.....	39
Other	376	135	241	3,105	414	2,690	-4,640	394	-5,034
<b>Total--Energy Programs</b>	<b>1,673</b>	<b>135</b>	<b>1,538</b>	<b>14,858</b>	<b>414</b>	<b>14,443</b>	<b>6,358</b>	<b>394</b>	<b>5,963</b>
Power Marketing Administration	616	286	331	4,735	3,296	1,439	4,098	3,410	688
Departmental Administration	-30	.....	-30	262	.....	262	289	.....	289
Proprietary Receipts from the Public	.....	15	-15	.....	1,060	-1,060	.....	2,370	-2,370
Intrabudgetary Transactions	-94	.....	-94	-1,364	.....	-1,364	-1,900	.....	-1,900
<b>Total--Department of Energy</b>	<b>4,493</b>	<b>435</b>	<b>4,058</b>	<b>41,511</b>	<b>4,771</b>	<b>36,740</b>	<b>30,902</b>	<b>6,174</b>	<b>24,728</b>
<b>Department of Health and Human Services:</b>									
Food and Drug Administration	509	1	508	3,391	5	3,386	2,289	6	2,283
Health Resources and Services Administration	1,192	.....	1,192	10,882	.....	10,882	12,010	.....	12,010
Indian Health Service	161	.....	161	6,721	.....	6,721	6,022	.....	6,022
Centers for Disease Control and Prevention	992	.....	992	8,926	.....	8,926	8,780	.....	8,780
National Institutes of Health	4,218	.....	4,218	35,317	.....	35,317	33,967	.....	33,967
Substance Abuse and Mental Health Services Administration	816	.....	816	6,686	.....	6,686	6,101	.....	6,101
Agency for Healthcare Research and Quality	37	.....	37	274	.....	274	251	.....	251
Centers for Medicare and Medicaid Services:									
Grants to States for Medicaid	51,612	.....	51,612	459,861	.....	459,861	471,404	.....	471,404
Payments to Health Care Trust Funds	46,949	.....	46,949	388,506	.....	388,506	363,917	.....	363,917
Children's Health Insurance Fund	1,521	.....	1,521	14,494	.....	14,494	12,783	.....	12,783
State Grants and Demonstrations	39	.....	39	438	.....	438	340	.....	340
Federal Hospital Insurance Trust Fund:									
Benefit Payments	17,419	.....	17,419	293,380	.....	293,380	303,109	.....	303,109
Administrative Expenses	395	.....	395	2,998	.....	2,998	2,898	.....	2,898
<b>Total--Federal Hospital Insurance Trust Fund</b>	<b>17,814</b>	<b>.....</b>	<b>17,814</b>	<b>296,378</b>	<b>.....</b>	<b>296,378</b>	<b>306,007</b>	<b>.....</b>	<b>306,007</b>
Health Care Fraud and Abuse Control	225	.....	225	1,837	.....	1,837	1,685	.....	1,685
Federal Supplementary Medical Insurance Trust Fund:									
Benefit Payments	19,392	.....	19,392	377,580	.....	377,580	369,477	.....	369,477
Administrative Expenses	427	.....	427	3,436	.....	3,436	3,158	.....	3,158
Medicare Prescription Drugs:									
Benefit Payments	62	.....	62	81,842	.....	81,842	88,665	.....	88,665
<b>Total--Federal Supplementary Medical Insurance Trust Fund</b>	<b>19,882</b>	<b>.....</b>	<b>19,882</b>	<b>462,858</b>	<b>.....</b>	<b>462,858</b>	<b>461,300</b>	<b>.....</b>	<b>461,300</b>
Other	-111	.....	-111	7,061	.....	7,061	6,247	.....	6,247
<b>Total--Centers for Medicare and Medicaid Services</b>	<b>137,930</b>	<b>.....</b>	<b>137,930</b>	<b>1,631,432</b>	<b>.....</b>	<b>1,631,432</b>	<b>1,623,683</b>	<b>.....</b>	<b>1,623,683</b>
Administration for Children and Families:									
Temporary Assistance for Needy Families	1,116	.....	1,116	12,693	.....	12,693	12,336	.....	12,336
Contingency Fund	93	.....	93	439	.....	439	493	.....	493
Payments to States for Child Support Enforcement and Family Support Programs									
Family Support Programs	266	.....	266	3,285	.....	3,285	3,064	.....	3,064
Low Income Home Energy Assistance	352	.....	352	4,179	.....	4,179	4,785	.....	4,785
Refugee and Entrant Assistance	525	.....	525	5,131	.....	5,131	5,371	.....	5,371
Child Care Entitlement to States	308	.....	308	2,579	.....	2,579	2,680	.....	2,680
Payments to States for the Child Care and Development Block Grant									
Block Grant	1,183	.....	1,183	11,526	.....	11,526	16,651	.....	16,651
Social Services Block Grant	134	.....	134	1,228	.....	1,228	1,210	.....	1,210
Children and Families Services Programs	1,274	.....	1,274	11,286	.....	11,286	11,256	.....	11,256
Payments to States for Foster Care and Adoption Assistance									
Assistance	734	.....	734	7,342	.....	7,342	7,507	.....	7,507
Other	42	.....	42	457	.....	457	488	.....	488
<b>Total--Administration for Children and Families</b>	<b>6,025</b>	<b>.....</b>	<b>6,025</b>	<b>60,144</b>	<b>.....</b>	<b>60,144</b>	<b>65,841</b>	<b>.....</b>	<b>65,841</b>
Administration for Community Living	303	.....	303	2,194	.....	2,194	2,175	.....	2,175

**Table 5. Outlays of the U.S. Government, June 2024 and Other Periods - Continued**

[\$ millions]

Classification	This Month			Current Fiscal Year to Date			Prior Fiscal Year to Date		
	Gross Outlays	Applicable Receipts	Outlays	Gross Outlays	Applicable Receipts	Outlays	Gross Outlays	Applicable Receipts	Outlays
<b>Department of Health and Human Services: - Continued</b>									
Departmental Management	1,117	.....	1,117	13,192	.....	13,192	29,949	.....	29,949
Other	74	.....	74	1,277	.....	1,277	826	.....	826
Proprietary Receipts from the Public	.....	16,815	-16,815	.....	133,423	-133,423	.....	133,734	-133,734
Intrabudgetary Transactions:									
Payments for Health Insurance for the Aged:									
Federal Supplementary Medical Insurance Trust Fund	-40,235	.....	-40,235	-355,365	.....	-355,365	-334,447	.....	-334,447
Payments for Tax and Other Credits:									
Federal Hospital Insurance Trust Fund	-6,725	.....	-6,725	-33,167	.....	-33,167	-29,479	.....	-29,479
Other	-25	.....	-25	-887	.....	-887	-1,039	.....	-1,039
<b>Total--Department of Health and Human Services</b>	<b>106,389</b>	<b>16,816</b>	<b>89,573</b>	<b>1,391,016</b>	<b>133,428</b>	<b>1,257,589</b>	<b>1,426,930</b>	<b>133,740</b>	<b>1,293,190</b>
<b>Department of Homeland Security:</b>									
Departmental Management and Operations	252	.....	252	1,943	.....	1,943	1,748	.....	1,748
Citizenship and Immigration Services	474	.....	474	4,181	.....	4,181	3,809	.....	3,809
United States Secret Service	247	.....	247	2,326	.....	2,326	2,110	.....	2,110
Transportation Security Administration	386	.....	386	5,322	.....	5,322	5,213	.....	5,213
Immigration and Customs Enforcement	812	.....	812	7,412	.....	7,412	6,946	.....	6,946
U.S. Customs and Border Protection	1,730	3	1,727	16,449	32	16,417	14,834	28	14,806
United States Coast Guard	1,293	.....	1,293	9,935	.....	9,935	9,000	.....	9,000
National Protection and Programs Directorate	228	.....	228	2,139	.....	2,139	1,935	.....	1,935
Federal Emergency Management Agency:									
Disaster Relief	2,411	.....	2,411	24,682	.....	24,682	26,651	.....	26,651
National Flood Insurance Fund	86	328	-242	1,359	1,578	-219	4,938	1,068	3,870
Other	349	.....	349	2,053	.....	2,053	994	.....	994
<b>Total--Federal Emergency Management Agency</b>	<b>2,846</b>	<b>328</b>	<b>2,518</b>	<b>28,095</b>	<b>1,578</b>	<b>26,516</b>	<b>32,584</b>	<b>1,068</b>	<b>31,516</b>
Science and Technology	74	.....	74	665	.....	665	581	.....	581
Domestic Nuclear Detection Office	30	.....	30	301	.....	301	331	.....	331
Other	41	.....	41	509	.....	509	446	.....	446
Proprietary Receipts from the Public	.....	246	-246	.....	1,126	-1,126	.....	811	-811
Intrabudgetary Transactions	-295	.....	-295	-481	.....	-481	340	.....	340
Offsetting Governmental Receipts	.....	1,096	-1,096	.....	10,360	-10,360	.....	9,954	-9,954
<b>Total--Department of Homeland Security</b>	<b>8,118</b>	<b>1,673</b>	<b>6,445</b>	<b>78,798</b>	<b>13,097</b>	<b>65,701</b>	<b>79,876</b>	<b>11,861</b>	<b>68,015</b>
<b>Department of Housing and Urban Development:</b>									
Public and Indian Housing Programs:									
Tenant Based Rental Assistance	3,094	.....	3,094	25,167	.....	25,167	21,659	.....	21,659
Housing Certificate Fund	-3	.....	-3	57	.....	57	3	.....	3
Public Housing Capital Fund	29	.....	29	537	.....	537	792	.....	792
Public Housing Operating Fund	647	.....	647	5,442	.....	5,442	5,334	.....	5,334
Revitalization of Severely Distressed Public Housing (Hope VI)	(**)	.....	(**)	2	.....	2	1	.....	1
Native American Housing Block Grant	189	.....	189	871	.....	871	779	.....	779
Other	41	.....	41	240	.....	240	168	.....	168
<b>Total--Public and Indian Housing Programs</b>	<b>3,997</b>	<b>.....</b>	<b>3,997</b>	<b>32,317</b>	<b>.....</b>	<b>32,317</b>	<b>28,736</b>	<b>.....</b>	<b>28,736</b>
Community Planning and Development:									
Housing Opportunities for Persons with AIDS	58	.....	58	364	.....	364	278	.....	278
Community Development Fund	716	.....	716	6,894	.....	6,894	6,456	.....	6,456
Home Investment Partnership Program	136	.....	136	1,025	.....	1,025	748	.....	748
Neighborhood Stabilization Program	(**)	.....	(**)	1	.....	1	3	.....	3
Homeless Assistance Grants	261	.....	261	2,468	.....	2,468	2,743	.....	2,743
Other	52	.....	52	392	.....	392	268	.....	268
<b>Total--Community Planning and Development</b>	<b>1,223</b>	<b>.....</b>	<b>1,223</b>	<b>11,145</b>	<b>.....</b>	<b>11,145</b>	<b>10,498</b>	<b>.....</b>	<b>10,498</b>
Housing Programs:									
Credit Accounts:									
FHA-Mutual Mortgage Insurance Fund, Program Account	11	.....	11	4,281	.....	4,281	1,929	.....	1,929
FHA-Mutual Mortgage Insurance Capital Reserve Account	-628	.....	-628	-24,434	.....	-24,434	-11,511	.....	-11,511
FHA-Mutual Mortgage and Cooperative Housing Insurance Fund, Liquidating Account	(**)	(**)	1	2	2	(**)	1	4	-2
FHA-General and Special Risk Fund, Program Account	.....	.....	.....	546	.....	546	694	.....	694
FHA-General and Special Risk Fund, Liquidating Account	8	11	-3	71	113	-42	66	121	-55
Housing for the Elderly or Handicapped Fund, Liquidating Account	(**)	6	-6	1	56	-55	1	83	-81
HUD Project-Based Rental Assistance	1,312	.....	1,312	11,555	.....	11,555	10,790	.....	10,790
Home Ownership Preservation Equity Fund	.....	.....	.....	1	.....	1	.....	.....	.....

**Table 5. Outlays of the U.S. Government, June 2024 and Other Periods - Continued**

[\$ millions]

Classification	This Month			Current Fiscal Year to Date			Prior Fiscal Year to Date		
	Gross Outlays	Applicable Receipts	Outlays	Gross Outlays	Applicable Receipts	Outlays	Gross Outlays	Applicable Receipts	Outlays
<b>Department of Housing and Urban Development: - Continued</b>									
Housing for the Elderly	72	.....	72	677	.....	677	666	.....	666
Housing for Persons with Disabilities	20	.....	20	175	.....	175	164	.....	164
Other Assisted Housing Programs	3	.....	3	26	.....	26	32	.....	32
Other	7	1	7	47	15	32	43	19	24
<b>Total--Housing Programs</b>	<b>806</b>	<b>17</b>	<b>790</b>	<b>-7,050</b>	<b>186</b>	<b>-7,237</b>	<b>2,876</b>	<b>226</b>	<b>2,649</b>
Government National Mortgage Association:									
Guarantees of Mortgage-Backed Securities	-61	1	-61	61	5	56	-1,200	4	-1,204
Management and Administration	175	.....	175	1,725	.....	1,725	1,590	.....	1,590
Other	25	.....	25	266	.....	266	251	.....	251
Proprietary Receipts from the Public:									
FHA-General and Special Risk Fund	.....	7	-7	.....	2,143	-2,143	.....	1,860	-1,860
Other	.....	16	-16	.....	227	-227	.....	442	-442
Intrabudgetary Transactions	2	.....	2	4	.....	4	-4	.....	-4
Offsetting Governmental Receipts	.....	1	-1	.....	12	-12	.....	10	-10
<b>Total--Department of Housing and Urban Development</b>	<b>6,166</b>	<b>42</b>	<b>6,125</b>	<b>38,467</b>	<b>2,573</b>	<b>35,894</b>	<b>42,746</b>	<b>2,543</b>	<b>40,204</b>
<b>Department of the Interior:</b>									
Land and Minerals Management:									
Bureau of Land Management:									
Management of Lands and Resources	119	.....	119	1,066	.....	1,066	992	.....	992
Other	33	5	28	375	42	333	306	59	248
Bureau of Ocean Energy Management	8	.....	8	124	.....	124	125	.....	125
Office of Surface Mining Reclamation and Enforcement	330	.....	330	1,032	.....	1,032	633	.....	633
<b>Total--Land and Minerals Management</b>	<b>489</b>	<b>5</b>	<b>485</b>	<b>2,597</b>	<b>42</b>	<b>2,555</b>	<b>2,057</b>	<b>59</b>	<b>1,999</b>
Water and Science:									
Bureau of Reclamation:									
Water and Related Resources	144	.....	144	1,662	.....	1,662	1,258	.....	1,258
Other	30	16	14	344	177	167	439	183	256
Central Utah Project	12	.....	12	23	.....	23	26	.....	26
United States Geological Survey	136	.....	136	1,205	.....	1,205	1,136	.....	1,136
<b>Total--Water and Science</b>	<b>321</b>	<b>16</b>	<b>305</b>	<b>3,235</b>	<b>177</b>	<b>3,058</b>	<b>2,859</b>	<b>183</b>	<b>2,677</b>
Fish and Wildlife and Parks:									
United States Fish and Wildlife Service	408	.....	408	2,861	.....	2,861	2,735	.....	2,735
National Park Service	418	(**)	418	3,254	1	3,253	2,986	1	2,985
<b>Total--Fish and Wildlife and Parks</b>	<b>826</b>	<b>(**)</b>	<b>826</b>	<b>6,115</b>	<b>1</b>	<b>6,114</b>	<b>5,720</b>	<b>1</b>	<b>5,719</b>
Indian Affairs:									
Bureau of Indian Affairs and Bureau of Indian Education	188	(**)	188	1,894	(**)	1,894	2,291	(**)	2,290
<b>Total--Indian Affairs</b>	<b>188</b>	<b>(**)</b>	<b>188</b>	<b>1,894</b>	<b>(**)</b>	<b>1,894</b>	<b>2,291</b>	<b>(**)</b>	<b>2,290</b>
Departmental Offices:									
Mineral Leasing and Associated Payments	331	.....	331	2,974	.....	2,974	3,462	.....	3,462
Other	30	.....	30	708	.....	708	590	.....	590
Insular Affairs	28	.....	28	713	.....	713	261	.....	261
Office of the Special Trustee for American Indians	7	.....	7	89	.....	89	84	.....	84
Department-Wide Programs	508	.....	508	2,357	.....	2,357	2,079	.....	2,079
<b>Total--Departmental Offices</b>	<b>903</b>	<b>.....</b>	<b>903</b>	<b>6,841</b>	<b>.....</b>	<b>6,841</b>	<b>6,476</b>	<b>.....</b>	<b>6,476</b>
Other	155	.....	155	1,304	.....	1,304	2,281	.....	2,281
Proprietary Receipts from the Public	.....	901	-901	.....	7,982	-7,982	.....	9,576	-9,576
Intrabudgetary Transactions	-106	.....	-106	-1,176	8	-1,185	-800	4	-803
<b>Total--Department of the Interior</b>	<b>2,777</b>	<b>922</b>	<b>1,854</b>	<b>20,810</b>	<b>8,210</b>	<b>12,599</b>	<b>20,885</b>	<b>9,822</b>	<b>11,063</b>
<b>Department of Justice:</b>									
General Administration									
General Administration	-43	.....	-43	1,223	.....	1,223	1,075	.....	1,075
Legal Activities and U.S. Marshals:									
General Legal Activities	222	.....	222	2,714	.....	2,714	4,858	.....	4,858
United States Attorneys	236	.....	236	1,965	.....	1,965	1,936	.....	1,936
United States Marshals Service	136	.....	136	1,342	.....	1,342	1,221	.....	1,221
Assets Forfeiture Fund	237	.....	237	1,169	.....	1,169	1,069	.....	1,069
Other	237	.....	237	2,018	.....	2,018	2,135	.....	2,135
Federal Bureau of Investigation	844	.....	844	8,343	.....	8,343	8,125	.....	8,125
Drug Enforcement Administration	330	.....	330	2,375	.....	2,375	2,197	.....	2,197
Bureau of Alcohol, Tobacco, Firearms, and Explosives	143	.....	143	1,279	.....	1,279	1,180	.....	1,180
Federal Prison System	789	37	752	6,885	335	6,551	6,649	339	6,310
Office of Justice Programs:									
State and Local Law Enforcement Assistance	120	.....	120	1,450	.....	1,450	1,466	.....	1,466



**Table 5. Outlays of the U.S. Government, June 2024 and Other Periods - Continued**

[\$ millions]

Classification	This Month			Current Fiscal Year to Date			Prior Fiscal Year to Date		
	Gross Outlays	Applicable Receipts	Outlays	Gross Outlays	Applicable Receipts	Outlays	Gross Outlays	Applicable Receipts	Outlays
<b>Department of Justice: - Continued</b>									
Community Oriented Policing Services	34	.....	34	296	.....	296	240	.....	240
Crime Victims Fund	152	.....	152	1,577	.....	1,577	1,703	.....	1,703
Other	137	.....	137	1,112	.....	1,112	757	.....	757
Other	55	.....	55	608	.....	608	580	.....	580
Proprietary Receipts from the Public	.....	26	-26	.....	314	-314	.....	131	-131
Intrabudgetary Transactions	-124	.....	-124	-916	.....	-916	-200	.....	-200
Offsetting Governmental Receipts	.....	62	-62	.....	622	-622	.....	582	-582
<b>Total--Department of Justice</b>	<b>3,505</b>	<b>126</b>	<b>3,379</b>	<b>33,441</b>	<b>1,271</b>	<b>32,170</b>	<b>34,991</b>	<b>1,052</b>	<b>33,939</b>
<b>Department of Labor:</b>									
Employment and Training Administration:									
Training and Employment Services	344	.....	344	2,855	.....	2,855	2,719	.....	2,719
Office of Job Corps	156	.....	156	1,391	.....	1,391	1,334	.....	1,334
Community Service Employment for Older Americans	40	.....	40	303	.....	303	291	.....	291
Federal Unemployment Benefits and Allowances	10	.....	10	87	.....	87	150	.....	150
Federal Additional Unemployment Compensation Program-Recovery Act	-34	.....	-34	-1,604	.....	-1,604	-102	.....	-102
State Unemployment Insurance and Employment Service Operations	-153	.....	-153	-102	.....	-102	148	.....	148
Payments to the Unemployment Trust Fund	.....	.....	.....	278	.....	278	325	.....	325
Program Administration	10	.....	10	92	.....	92	87	.....	87
Unemployment Trust Fund:									
Federal-State Unemployment Insurance:									
State Unemployment Benefits	2,695	.....	2,695	27,153	.....	27,153	22,170	.....	22,170
State Administrative Expenses	563	.....	563	3,258	.....	3,258	3,308	.....	3,308
Federal Administrative Expenses	29	.....	29	335	.....	335	435	.....	435
Other	(**)	.....	(**)	38	.....	38	79	.....	79
<b>Total--Unemployment Trust Fund</b>	<b>3,287</b>	<b>.....</b>	<b>3,287</b>	<b>30,785</b>	<b>.....</b>	<b>30,785</b>	<b>25,992</b>	<b>.....</b>	<b>25,992</b>
Other	.....	.....	.....	(**)	.....	(**)	-12	.....	-12
<b>Total--Employment and Training Administration</b>	<b>3,661</b>	<b>.....</b>	<b>3,661</b>	<b>34,084</b>	<b>.....</b>	<b>34,084</b>	<b>30,932</b>	<b>.....</b>	<b>30,932</b>
Pension Benefit Guaranty Corporation	634	715	-81	6,111	5,547	565	45,105	6,589	38,515
Office of Workers' Compensation Programs:									
Special Benefits	169	.....	169	175	.....	175	-78	.....	-78
Energy Employees Occupational Illness Compensation Fund	204	.....	204	2,002	.....	2,002	1,550	.....	1,550
Special Benefits for Disabled Coal Miners	3	.....	3	31	.....	31	33	.....	33
Black Lung Disability Trust Fund	16	.....	16	145	.....	145	142	.....	142
Other	28	.....	28	262	.....	262	264	.....	264
Wage and Hour Division	33	.....	33	234	.....	234	237	.....	237
Occupational Safety and Health Administration	71	.....	71	505	.....	505	509	.....	509
Mine Safety and Health Administration	35	.....	35	282	.....	282	289	.....	289
Bureau of Labor Statistics	68	.....	68	496	.....	496	445	.....	445
Departmental Management	24	.....	24	622	.....	622	451	.....	451
Other	32	.....	32	304	.....	304	291	.....	291
Proprietary Receipts from the Public	.....	1	-1	.....	14	-14	.....	6	-6
Intrabudgetary Transactions	-5	.....	-5	-475	.....	-475	-536	.....	-536
<b>Total--Department of Labor</b>	<b>4,973</b>	<b>715</b>	<b>4,258</b>	<b>44,777</b>	<b>5,561</b>	<b>39,216</b>	<b>79,633</b>	<b>6,595</b>	<b>73,038</b>
<b>Department of State:</b>									
Administration of Foreign Affairs:									
Diplomatic and Consular Programs	660	.....	660	6,975	.....	6,975	7,472	.....	7,472
Educational and Cultural Exchange Programs	69	.....	69	569	.....	569	621	.....	621
Embassy Security, Construction, and Maintenance	157	.....	157	1,472	.....	1,472	1,153	.....	1,153
Payment to Foreign Service Retirement and Disability Fund	.....	.....	.....	76	.....	76	159	.....	159
Foreign Service Retirement and Disability Fund	99	.....	99	888	.....	888	853	.....	853
Other	493	.....	493	4,836	.....	4,836	3,762	.....	3,762
<b>Total--Administration of Foreign Affairs</b>	<b>1,478</b>	<b>.....</b>	<b>1,478</b>	<b>14,817</b>	<b>.....</b>	<b>14,817</b>	<b>14,020</b>	<b>.....</b>	<b>14,020</b>
International Organizations and Conferences	158	.....	158	1,928	.....	1,928	1,845	.....	1,845
Global Health and Child Survival	565	.....	565	6,916	.....	6,916	5,664	.....	5,664
Migration and Refugee Assistance	336	.....	336	3,644	.....	3,644	3,784	.....	3,784
International Narcotics Control and Law Enforcement	108	.....	108	1,168	.....	1,168	920	.....	920
Andean Counterdrug Programs	.....	.....	.....	(**)	.....	(**)	(**)	.....	(**)
Other	71	.....	71	671	.....	671	610	.....	610
Proprietary Receipts from the Public	.....	439	-439	.....	4,305	-4,305	.....	4,207	-4,207
Intrabudgetary Transactions	-6	.....	-6	-200	.....	-200	-79	.....	-79
<b>Total--Department of State</b>	<b>2,710</b>	<b>439</b>	<b>2,271</b>	<b>28,943</b>	<b>4,305</b>	<b>24,638</b>	<b>26,764</b>	<b>4,207</b>	<b>22,557</b>

**Table 5. Outlays of the U.S. Government, June 2024 and Other Periods - Continued**

[\$ millions]

Classification	This Month			Current Fiscal Year to Date			Prior Fiscal Year to Date		
	Gross Outlays	Applicable Receipts	Outlays	Gross Outlays	Applicable Receipts	Outlays	Gross Outlays	Applicable Receipts	Outlays
<b>Department of Transportation:</b>									
Office of the Secretary	157	.....	157	1,178	.....	1,178	1,077	.....	1,077
Federal Aviation Administration:									
Operations	-441	.....	-441	1,181	.....	1,181	980	.....	980
Airport and Airway Trust Fund:									
Grants-In-Aid for Airports	271	.....	271	2,960	.....	2,960	3,249	.....	3,249
Facilities and Equipment	234	.....	234	2,227	.....	2,227	2,256	.....	2,256
Research, Engineering, and Development	13	.....	13	167	.....	167	154	.....	154
Trust Fund Share of FAA Operations	1,400	.....	1,400	8,273	.....	8,273	8,000	.....	8,000
Total--Airport and Airway Trust Fund	1,918	.....	1,918	13,628	.....	13,628	13,659	.....	13,659
Other	249	(**)	250	2,204	87	2,117	3,354	37	3,317
Total--Federal Aviation Administration	1,726	(**)	1,726	17,012	87	16,926	17,993	37	17,956
Federal Highway Administration:									
Highway Trust Fund:									
Federal-Aid Highways	5,159	.....	5,159	35,492	.....	35,492	31,327	.....	31,327
Other	(**)	.....	(**)	2	.....	2	5	.....	5
Other Programs	640	.....	640	5,177	.....	5,177	3,921	.....	3,921
Total--Federal Highway Administration	5,799	.....	5,799	40,671	.....	40,671	35,252	.....	35,252
Federal Motor Carrier Safety Administration	78	.....	78	662	.....	662	629	.....	629
National Highway Traffic Safety Administration	92	.....	92	1,007	.....	1,007	929	.....	929
Federal Railroad Administration:									
Capital and Debt Service Grants to the National Railroad Passenger Corporation									
	.....	.....	.....	(**)	.....	(**)	(**)	.....	(**)
Other	1,399	.....	1,399	3,074	.....	3,074	3,281	.....	3,281
Total--Federal Railroad Administration	1,399	.....	1,399	3,074	.....	3,074	3,281	.....	3,281
Federal Transit Administration:									
Formula Grants	.....	.....	.....	(**)	.....	(**)	(**)	.....	(**)
Capital Investment Grants	136	.....	136	1,912	.....	1,912	1,317	.....	1,317
Transit Formula Grants	1,090	.....	1,090	8,238	.....	8,238	6,882	.....	6,882
Other	553	.....	553	5,047	.....	5,047	8,740	.....	8,740
Total--Federal Transit Administration	1,779	.....	1,779	15,197	.....	15,197	16,939	.....	16,939
Maritime Administration	125	1	124	507	6	502	529	6	523
Other	39	(**)	39	491	27	464	404	29	375
Proprietary Receipts from the Public	.....	25	-25	.....	305	-305	.....	499	-499
Intrabudgetary Transactions:									
Other	(**)	.....	(**)	-2	.....	-2	-2	.....	-2
Offsetting Governmental Receipts	.....	84	-84	.....	181	-181	.....	147	-147
<b>Total--Department of Transportation</b>	<b>11,194</b>	<b>110</b>	<b>11,083</b>	<b>79,798</b>	<b>605</b>	<b>79,192</b>	<b>77,031</b>	<b>718</b>	<b>76,313</b>
<b>Department of the Treasury:</b>									
Departmental Offices:									
Exchange Stabilization Fund	.....	5,090	-5,090	112	6,160	-6,047	5	827	-822
Housing and Economic Recovery Programs	(**)	.....	(**)	1	.....	1	1	.....	1
Troubled Asset Relief Program	.....	.....	.....	.....	.....	.....	115	.....	115
ESF - Economic Stabilization Program	7	.....	7	10	.....	10	9	.....	9
Air Carrier Worker Support	(**)	.....	(**)	(**)	.....	(**)	1	.....	1
Coronavirus Relief Fund	22	.....	22	432	.....	432	1,979	.....	1,979
Emergency Capital Investment Program	-1	.....	-1	276	.....	276	153	.....	153
Emergency Rental Assistance	-80	.....	-80	-315	.....	-315	3,185	.....	3,185
Transportation Services	(**)	.....	(**)	16	.....	16	-19	.....	-19
Other	11	.....	11	2,030	.....	2,030	3,515	.....	3,515
Bureau of the Fiscal Service:									
Payment to the Resolution Funding Corporation	.....	.....	.....	704	.....	704	704	.....	704
Financial Agent Services	118	.....	118	992	.....	992	840	.....	840
Claims, Judgements, and Relief Acts	131	.....	131	1,467	.....	1,467	1,488	.....	1,488
Other	257	.....	257	1,250	(**)	1,250	4,482	1	4,481
Total--Bureau of the Fiscal Service	506	.....	506	4,414	(**)	4,414	7,513	1	7,512
Federal Financing Bank	5	.....	5	-1,539	.....	-1,539	-1,425	.....	-1,425
Alcohol and Tobacco Tax and Trade Bureau:									
Salaries and Expenses	10	.....	10	109	.....	109	102	.....	102
Internal Revenue Collections for Puerto Rico	41	.....	41	289	.....	289	270	.....	270
Bureau of Engraving and Printing	-36	.....	-36	-87	.....	-87	24	.....	24
United States Mint	277	407	-130	2,777	2,790	-13	3,960	4,022	-61

**Table 5. Outlays of the U.S. Government, June 2024 and Other Periods - Continued**

[\$ millions]

Classification	This Month			Current Fiscal Year to Date			Prior Fiscal Year to Date		
	Gross Outlays	Applicable Receipts	Outlays	Gross Outlays	Applicable Receipts	Outlays	Gross Outlays	Applicable Receipts	Outlays
<b>Department of the Treasury: - Continued</b>									
Internal Revenue Service:									
Taxpayer Services	300	.....	300	3,058	.....	3,058	2,879	.....	2,879
Enforcement	505	.....	505	4,674	.....	4,674	4,047	.....	4,047
Operations Support	478	.....	478	4,410	.....	4,410	3,903	.....	3,903
Build America Bond Payments, Recovery Act	147	.....	147	1,389	.....	1,389	2,016	.....	2,016
Refundable Premium Tax Credits and Cost Sharing Reductions	10,649	.....	10,649	75,481	.....	75,481	57,030	.....	57,030
Payment Where Earned Income Credit Exceeds Liability for Tax	711	.....	711	58,681	.....	58,681	54,214	.....	54,214
Payment Where Child Tax Credit Exceeds Liability for Tax	382	.....	382	25,567	.....	25,567	27,919	.....	27,919
Payment Where American Opportunity Tax Credit Exceeds Liability for Tax	45	.....	45	2,376	.....	2,376	2,507	.....	2,507
Refunding Internal Revenue Collections, Interest	373	.....	373	3,814	.....	3,814	7,411	.....	7,411
Other	844	.....	844	4,116	2	4,114	53,716	2	53,714
<b>Total--Internal Revenue Service</b>	<b>14,435</b>	<b>.....</b>	<b>14,435</b>	<b>183,568</b>	<b>2</b>	<b>183,566</b>	<b>215,642</b>	<b>2</b>	<b>215,640</b>
Comptroller of the Currency	97	4	93	984	633	351	874	599	276
Interest on the Public Debt:									
Interest on Treasury Debt Securities (Gross):									
Public Issues (Accrual Basis)	79,353	.....	79,353	665,716	.....	665,716	472,426	.....	472,426
Special Issues (Cash Basis)	60,885	.....	60,885	202,029	.....	202,029	179,977	.....	179,977
<b>Total--Interest on Treasury Debt Securities (Gross)</b>	<b>140,238</b>	<b>.....</b>	<b>140,238</b>	<b>867,746</b>	<b>.....</b>	<b>867,746</b>	<b>652,403</b>	<b>.....</b>	<b>652,403</b>
<b>Total--Interest on the Public Debt</b>	<b>140,238</b>	<b>.....</b>	<b>140,238</b>	<b>867,746</b>	<b>.....</b>	<b>867,746</b>	<b>652,403</b>	<b>.....</b>	<b>652,403</b>
Other	15	107	-91	135	137	-2	111	.....	111
Proprietary Receipts from the Public	.....	2,153	-2,153	.....	7,110	-7,110	.....	4,766	-4,766
Intrabudgetary Transactions	-347	.....	-347	-3,895	.....	-3,895	-2,248	.....	-2,248
<b>Total--Department of the Treasury</b>	<b>155,201</b>	<b>7,761</b>	<b>147,439</b>	<b>1,057,063</b>	<b>16,831</b>	<b>1,040,231</b>	<b>886,170</b>	<b>10,217</b>	<b>875,953</b>
<b>Department of Veterans Affairs:</b>									
Joint DOD-VA Medical Facility Demonstration Fund	57	.....	57	477	.....	477	422	.....	422
Veterans Health Administration:									
Veterans Choice Fund, Veterans Health Administration	(**)	.....	(**)	(**)	.....	(**)	-32	.....	-32
Medical Services	6,094	.....	6,094	72,614	.....	72,614	72,823	.....	72,823
Medical Support and Compliance	874	.....	874	7,365	.....	7,365	6,481	.....	6,481
Medical Facilities	699	.....	699	6,424	.....	6,424	5,032	.....	5,032
Other	157	32	125	1,921	321	1,600	6,084	285	5,799
Benefits Programs:									
Public Enterprise Funds:									
Housing Accounts	(**)	(**)	(**)	(**)	3	-2	(**)	3	-3
Other	78	148	-70	767	1,279	-512	605	1,076	-471
Compensation and Pensions	1,092	.....	1,092	115,432	.....	115,432	111,503	.....	111,503
Readjustment Benefits	418	.....	418	10,310	.....	10,310	9,312	.....	9,312
Veterans Housing Benefit Program Fund	3	.....	3	1,675	.....	1,675	915	.....	915
Insurance Funds:									
National Service Life	18	.....	18	219	.....	219	237	.....	237
Veterans Special Life	12	11	1	134	28	107	108	33	75
Other	3,751	10	3,741	16,279	42	16,237	312	13	299
<b>Total--Benefits Programs</b>	<b>5,373</b>	<b>170</b>	<b>5,203</b>	<b>144,817</b>	<b>1,351</b>	<b>143,465</b>	<b>122,992</b>	<b>1,126</b>	<b>121,867</b>
Departmental Administration:									
Construction	99	.....	99	708	.....	708	1,009	.....	1,009
Information Technology Systems	321	.....	321	4,441	.....	4,441	3,900	.....	3,900
General Operating Expenses	666	.....	666	3,586	.....	3,586	2,729	.....	2,729
Other	138	.....	138	2,152	.....	2,152	3,263	.....	3,263
Proprietary Receipts from the Public:									
National Service Life	.....	-9	9	.....	7	-7	.....	14	-14
Other	.....	397	-397	.....	7,521	-7,521	.....	3,770	-3,770
Intrabudgetary Transactions	1	.....	1	-21	.....	-21	12	.....	12
<b>Total--Department of Veterans Affairs</b>	<b>14,477</b>	<b>589</b>	<b>13,888</b>	<b>244,484</b>	<b>9,201</b>	<b>235,283</b>	<b>224,714</b>	<b>5,195</b>	<b>219,519</b>
<b>Corps of Engineers:</b>									
Construction	303	.....	303	2,811	.....	2,811	2,334	.....	2,334
Operation and Maintenance	-1,144	.....	-1,144	2,187	.....	2,187	2,325	.....	2,325
Flood Control and Coastal Emergencies	7	.....	7	421	.....	421	330	.....	330
Harbor Maintenance Trust Fund	1,614	.....	1,614	1,614	.....	1,614	900	.....	900
Rivers and Harbors Contributed Funds	61	.....	61	470	.....	470	292	.....	292

**Table 5. Outlays of the U.S. Government, June 2024 and Other Periods - Continued**

[\$ millions]

Classification	This Month			Current Fiscal Year to Date			Prior Fiscal Year to Date		
	Gross Outlays	Applicable Receipts	Outlays	Gross Outlays	Applicable Receipts	Outlays	Gross Outlays	Applicable Receipts	Outlays
<b>Corps of Engineers: - Continued</b>									
Other	129	.....	129	1,420	.....	1,420	1,416	.....	1,416
Proprietary Receipts from the Public	.....	62	-62	.....	792	-792	.....	850	-850
Intrabudgetary Transactions	(**)	.....	(**)	(**)	.....	(**)	1	.....	1
<b>Total--Corps of Engineers</b>	<b>970</b>	<b>62</b>	<b>908</b>	<b>8,922</b>	<b>792</b>	<b>8,130</b>	<b>7,598</b>	<b>850</b>	<b>6,747</b>
<b>Other Defense Civil Programs:</b>									
Military Retirement:									
Payment to Military Retirement Fund	(**)	.....	(**)	151,521	.....	151,521	120,438	.....	120,438
Military Retirement Fund	540	.....	540	52,474	.....	52,474	55,668	.....	55,668
Retiree Health Care:									
Payment to Department of Defense Medicare-Eligible Retiree Health Care Fund	.....	.....	.....	9,584	.....	9,584	9,981	.....	9,981
Department of Defense Medicare-Eligible Retiree Health Care Fund	804	.....	804	9,187	.....	9,187	8,852	.....	8,852
Educational Benefits	7	.....	7	136	.....	136	135	.....	135
Other	25	.....	25	255	.....	255	324	.....	324
Proprietary Receipts from the Public	.....	3	-3	.....	17	-17	.....	21	-21
Intrabudgetary Transactions	-1,154	.....	-1,154	-176,293	.....	-176,293	-144,230	.....	-144,230
<b>Total--Other Defense Civil Programs</b>	<b>221</b>	<b>3</b>	<b>219</b>	<b>46,865</b>	<b>17</b>	<b>46,848</b>	<b>51,168</b>	<b>21</b>	<b>51,147</b>
<b>Environmental Protection Agency:</b>									
Science and Technology	65	.....	65	581	.....	581	553	.....	553
Environmental Programs and Management	276	.....	276	2,281	.....	2,281	2,096	.....	2,096
State and Tribal Assistance Grants	746	.....	746	5,465	.....	5,465	4,085	.....	4,085
Payment to the Hazardous Substance Superfund	.....	.....	.....	283	.....	283	1,218	.....	1,218
Hazardous Substance Superfund	141	.....	141	1,428	.....	1,428	1,183	.....	1,183
Other	17	3	14	188	61	126	181	59	122
Proprietary Receipts from the Public	.....	13	-13	.....	339	-339	.....	224	-224
Intrabudgetary Transactions	17	.....	17	-227	.....	-227	-1,207	.....	-1,207
Offsetting Governmental Receipts	.....	2	-2	.....	26	-26	.....	27	-27
<b>Total--Environmental Protection Agency</b>	<b>1,262</b>	<b>17</b>	<b>1,245</b>	<b>9,998</b>	<b>426</b>	<b>9,573</b>	<b>8,108</b>	<b>310</b>	<b>7,799</b>
<b>Executive Office of the President:</b>									
The White House	7	.....	7	58	.....	58	52	.....	52
Office of Management and Budget	10	.....	10	99	.....	99	87	.....	87
Unanticipated Needs	6	.....	6	52	.....	52	39	.....	39
Other	37	.....	37	250	.....	250	212	.....	212
Proprietary Receipts from the Public	.....	(**)	(**)	.....	(**)	(**)	.....	(**)	(**)
Intrabudgetary Transactions	(**)	.....	(**)	2	.....	2	1	.....	1
<b>Total--Executive Office of the President</b>	<b>60</b>	<b>(**)</b>	<b>60</b>	<b>461</b>	<b>(**)</b>	<b>461</b>	<b>390</b>	<b>(**)</b>	<b>390</b>
<b>General Services Administration:</b>									
Real Property Activities	-51	.....	-51	-468	.....	-468	-599	.....	-599
Supply and Technology Activities	-85	.....	-85	129	.....	129	263	.....	263
General Activities	14	.....	14	235	.....	235	243	.....	243
Proprietary Receipts from the Public	.....	-27	27	.....	34	-34	.....	146	-146
Intrabudgetary Transactions	(**)	.....	(**)	-12	.....	-12	-9	.....	-9
<b>Total--General Services Administration</b>	<b>-122</b>	<b>-27</b>	<b>-95</b>	<b>-116</b>	<b>34</b>	<b>-149</b>	<b>-103</b>	<b>146</b>	<b>-248</b>
<b>International Assistance Programs:</b>									
Millennium Challenge Corporation	58	.....	58	551	.....	551	539	.....	539
International Security Assistance:									
Foreign Military Financing Program	550	.....	550	6,684	.....	6,684	6,496	.....	6,496
Economic Support Fund	278	.....	278	4,229	.....	4,229	17,339	.....	17,339
Other	59	9	50	912	19	893	870	23	846
<b>Total--International Security Assistance</b>	<b>887</b>	<b>9</b>	<b>878</b>	<b>11,824</b>	<b>19</b>	<b>11,805</b>	<b>24,706</b>	<b>23</b>	<b>24,682</b>
Multilateral Assistance:									
Contribution to the International Development Association	1,630	.....	1,630	1,630	.....	1,630	1,430	.....	1,430
Other	150	.....	150	864	.....	864	1,305	.....	1,305
Proprietary Receipts from the Public	.....	.....	.....	.....	1	-1	.....	.....	.....
<b>Total--Multilateral Assistance</b>	<b>1,781</b>	<b>.....</b>	<b>1,781</b>	<b>2,494</b>	<b>1</b>	<b>2,494</b>	<b>2,735</b>	<b>.....</b>	<b>2,735</b>
Agency for International Development:									
Development Assistance Program	256	.....	256	2,373	.....	2,373	2,406	.....	2,406
Assistance for Europe, Eurasia and Central Asia	65	.....	65	688	.....	688	755	.....	755
International Disaster Assistance	294	.....	294	4,715	.....	4,715	7,070	.....	7,070
Operating Expenses	109	.....	109	1,377	.....	1,377	1,233	.....	1,233

**Table 5. Outlays of the U.S. Government, June 2024 and Other Periods - Continued**

[\$ millions]

Classification	This Month			Current Fiscal Year to Date			Prior Fiscal Year to Date		
	Gross Outlays	Applicable Receipts	Outlays	Gross Outlays	Applicable Receipts	Outlays	Gross Outlays	Applicable Receipts	Outlays
<b>International Assistance Programs: - Continued</b>									
Other	100	.....	100	-245	(**)	-245	445	(**)	445
Proprietary Receipts from the Public	.....	6	-6	.....	91	-91	.....	59	-59
Intrabudgetary Transactions	(**)	.....	(**)	-6	.....	-6	(**)	.....	(**)
<b>Total--Agency for International Development</b>	<b>824</b>	<b>6</b>	<b>818</b>	<b>8,902</b>	<b>91</b>	<b>8,811</b>	<b>11,909</b>	<b>59</b>	<b>11,850</b>
Overseas Private Investment Corporation:									
Overseas Private Investment Corporation Accounts	.....	.....	.....	(**)	.....	(**)	5	(**)	5
<b>Total--Overseas Private Investment Corporation</b>	<b>.....</b>	<b>.....</b>	<b>.....</b>	<b>(**)</b>	<b>.....</b>	<b>(**)</b>	<b>5</b>	<b>(**)</b>	<b>5</b>
Peace Corps	28	(**)	28	348	(**)	348	317	(**)	318
Proprietary Receipts	.....	(**)	(**)	.....	1	-1	.....	(**)	(**)
Military Sales Program:									
Foreign Military Sales Trust Fund	4,535	.....	4,535	35,521	.....	35,521	28,910	.....	28,910
Other	3	2	1	94	77	17	158	120	38
Proprietary Receipts from the Public	.....	5,617	-5,617	.....	36,929	-36,929	.....	39,179	-39,179
Other	69	80	-11	1,169	961	208	1,137	715	422
<b>Total--International Assistance Programs</b>	<b>8,184</b>	<b>5,714</b>	<b>2,470</b>	<b>60,903</b>	<b>38,079</b>	<b>22,824</b>	<b>70,416</b>	<b>40,096</b>	<b>30,320</b>
<b>National Aeronautics and Space Administration:</b>									
Science	614	.....	614	5,701	.....	5,701	5,716	.....	5,716
Aeronautics	78	.....	78	705	.....	705	610	.....	610
Exploration	795	.....	795	5,447	.....	5,447	5,342	.....	5,342
Cross Agency Support	221	.....	221	2,257	.....	2,257	2,316	.....	2,316
Space Operations	373	.....	373	3,290	.....	3,290	3,144	.....	3,144
Other	152	.....	152	1,312	.....	1,312	1,292	.....	1,292
Proprietary Receipts from the Public	.....	(**)	(**)	.....	2	-2	.....	3	-3
Intrabudgetary Transactions	(**)	.....	(**)	-1	.....	-1	-2	.....	-2
<b>Total--National Aeronautics and Space Administration</b>	<b>2,234</b>	<b>(**)</b>	<b>2,234</b>	<b>18,711</b>	<b>2</b>	<b>18,708</b>	<b>18,419</b>	<b>3</b>	<b>18,416</b>
<b>National Science Foundation:</b>									
Research and Related Activities	608	.....	608	4,948	.....	4,948	4,814	.....	4,814
Education and Human Resources	92	.....	92	926	.....	926	828	.....	828
Other	69	.....	69	519	.....	519	445	.....	445
Proprietary Receipts from the Public	.....	6	-6	.....	24	-24	.....	19	-19
<b>Total--National Science Foundation</b>	<b>769</b>	<b>6</b>	<b>764</b>	<b>6,393</b>	<b>24</b>	<b>6,369</b>	<b>6,087</b>	<b>19</b>	<b>6,068</b>
<b>Office of Personnel Management:</b>									
Government Payment for Annuity, Employees Health and Life Insurance Benefits									
Life Insurance Benefits	1,251	.....	1,251	11,260	.....	11,260	10,808	.....	10,808
Postal Service Retiree Health Benefits Fund	382	.....	382	3,396	.....	3,396	3,252	.....	3,252
Civil Service Retirement and Disability Fund	8,905	.....	8,905	80,678	.....	80,678	77,593	.....	77,593
Employees Life Insurance Fund	310	353	-43	2,927	4,213	-1,287	2,912	3,701	-789
Employees and Retired Employees Health Benefits Fund	5,273	5,458	-185	51,238	50,414	824	49,001	47,310	1,691
Other	18	.....	18	198	.....	198	121	.....	121
Proprietary Receipts from the Public	.....	(**)	(**)	.....	1	-1	.....	3	-3
Intrabudgetary Transactions:									
Postal Service Contributions	-314	.....	-314	-685	.....	-685	-791	.....	-791
Civil Service Retirement and Disability Fund:									
Other	-4	.....	-4	-34	.....	-34	-32	.....	-32
<b>Total--Office of Personnel Management</b>	<b>15,821</b>	<b>5,811</b>	<b>10,010</b>	<b>148,978</b>	<b>54,628</b>	<b>94,350</b>	<b>142,864</b>	<b>51,014</b>	<b>91,851</b>
<b>Small Business Administration:</b>									
Salaries and Expenses	104	.....	104	587	(**)	587	-178	.....	-178
Business Loans Program	5	(**)	5	542	1	541	340	1	339
Disaster Loans Program	25	(**)	25	34,022	(**)	34,022	29,806	(**)	29,805
Other	23	2	21	335	20	315	404	19	385
Proprietary Receipts from the Public	.....	-14	14	.....	2,874	-2,874	.....	4,998	-4,998
Intrabudgetary Transactions	7	.....	7	-36	.....	-36	-14	.....	-14
<b>Total--Small Business Administration</b>	<b>164</b>	<b>-12</b>	<b>176</b>	<b>35,450</b>	<b>2,896</b>	<b>32,554</b>	<b>30,358</b>	<b>5,019</b>	<b>25,339</b>
<b>Social Security Administration:</b>									
Payments to Social Security Trust Funds	28	.....	28	42,936	.....	42,936	37,758	.....	37,758
Supplemental Security Income Program	267	.....	267	44,887	.....	44,887	48,040	.....	48,040
Federal Old-Age and Survivors Insurance Trust Fund (Off-Budget):									
Benefit Payments	109,928	.....	109,928	963,151	.....	963,151	884,369	.....	884,369
Administrative Expenses	337	.....	337	3,363	.....	3,363	3,329	.....	3,329
Payment to Railroad Retirement Account	5,860	.....	5,860	5,860	.....	5,860	5,576	.....	5,576
<b>Total--Federal Old-Age and Survivors Insurance Trust Fund (Off-Budget)</b>	<b>116,124</b>	<b>.....</b>	<b>116,124</b>	<b>972,373</b>	<b>.....</b>	<b>972,373</b>	<b>893,275</b>	<b>.....</b>	<b>893,275</b>

**Table 5. Outlays of the U.S. Government, June 2024 and Other Periods - Continued**

[\$ millions]

Classification	This Month			Current Fiscal Year to Date			Prior Fiscal Year to Date		
	Gross Outlays	Applicable Receipts	Outlays	Gross Outlays	Applicable Receipts	Outlays	Gross Outlays	Applicable Receipts	Outlays
<b>Social Security Administration: - Continued</b>									
Federal Disability Insurance Trust Fund (Off-Budget):									
Benefit Payments	12,775	.....	12,775	114,946	.....	114,946	111,607	.....	111,607
Administrative Expenses	239	.....	239	1,951	.....	1,951	2,034	.....	2,034
Payment to Railroad Retirement Account	74	.....	74	74	.....	74	60	.....	60
Total--Federal Disability Insurance Trust Fund (Off-Budget)	13,088	.....	13,088	116,971	.....	116,971	113,700	.....	113,700
Other	13	.....	13	128	.....	128	141	.....	141
Proprietary Receipts from the Public:									
On-Budget	.....	357	-357	.....	2,279	-2,279	.....	1,903	-1,903
Off-Budget	.....	-63	63	.....	-47	47	.....	18	-18
Intrabudgetary Transactions:									
Off-Budget <sup>1</sup>	-27	.....	-27	-42,934	.....	-42,934	-37,939	.....	-37,939
<b>Total--Social Security Administration</b>	<b>129,493</b>	<b>293</b>	<b>129,200</b>	<b>1,134,361</b>	<b>2,231</b>	<b>1,132,130</b>	<b>1,054,975</b>	<b>1,921</b>	<b>1,053,054</b>
Independent Agencies									
United States Agency for Global Media	72	(**)	72	665	1	665	636	(**)	636
Bureau of Consumer Financial Protection	57	.....	57	919	(**)	919	600	(**)	600
Corporation for National and Community Service	94	2	92	911	5	906	679	1	679
Corporation for Public Broadcasting	.....	.....	.....	585	.....	585	535	.....	535
District of Columbia:									
Courts	34	.....	34	271	.....	271	236	(**)	236
General and Special Payments	47	.....	47	537	74	463	556	67	489
Equal Employment Opportunity Commission	35	1	34	350	4	346	329	2	327
Export-Import Bank of the United States	-4	.....	-4	96	623	-527	227	429	-202
Federal Communications Commission:									
Universal Service Fund	680	.....	680	6,406	.....	6,406	6,012	.....	6,012
Other	602	2	600	8,684	18	8,665	7,312	16	7,296
Federal Deposit Insurance Corporation:									
Deposit Insurance Fund	-5,555	.....	-5,555	45,977	.....	45,977	45,168	.....	45,168
FSLIC Resolution Fund	(**)	4	-4	(**)	39	-39	(**)	31	-31
Total--Federal Deposit Insurance Corporation	-5,555	4	-5,559	45,978	39	45,938	45,168	31	45,137
Federal Drug Control Programs	22	.....	22	311	.....	311	330	.....	330
Federal Housing Finance Agency	25	.....	25	273	.....	273	261	.....	261
Institute of Museum and Library Services	15	.....	15	198	(**)	198	257	(**)	257
Intelligence Community Management Account	60	.....	60	395	.....	395	431	.....	431
Legal Services Corporation	.....	.....	.....	421	.....	421	580	.....	580
National Archives and Records Administration	29	1	28	369	13	355	326	13	314
National Credit Union Administration	26	25	2	640	1,431	-791	1,240	1,626	-386
National Endowment for the Arts	20	(**)	20	168	(**)	168	169	1	168
National Endowment for the Humanities	17	(**)	17	147	(**)	146	182	(**)	182
National Labor Relations Board	23	(**)	23	217	(**)	217	208	(**)	208
Nuclear Regulatory Commission	73	4	69	692	592	100	655	550	104
Postal Service:									
Off-Budget:									
Public Enterprise Funds	6,185	5,898	287	79,652	77,880	1,772	88,802	85,239	3,563
Other	.....	.....	.....	268	.....	268	271	.....	271
Other	.....	.....	.....	81	.....	81	50	.....	50
Railroad Retirement Board:									
Federal Windfall Subsidy	(**)	.....	(**)	5	.....	5	6	.....	6
Federal Payments to the Railroad Retirement Accounts	1	.....	1	686	.....	686	666	.....	666
Railroad Unemployment Insurance Trust Fund:									
Benefit Payments	3	.....	3	43	.....	43	48	.....	48
Transfer To Administrative Funds	2	.....	2	17	.....	17	15	.....	15
Other	(**)	.....	(**)	(**)	.....	(**)	(**)	.....	(**)
Rail Industry Pension Fund:									
Benefit Payments	484	.....	484	4,331	.....	4,331	4,283	.....	4,283
OASDI Certifications	(**)	.....	(**)	-2	.....	-2	-3	.....	-3
Transfer to Administrative Funds	8	.....	8	72	.....	72	75	.....	75
Other	(**)	.....	(**)	1	.....	1	(**)	.....	(**)
National Railroad Retirement Investment Trust:									
Administrative Expenses	7	.....	7	48	.....	48	46	.....	46
Transfers to the Railroad Retirement Trust Funds from the National Railroad Retirement Investment Trust	.....	.....	.....	819	.....	819	1,160	.....	1,160

**Table 5. Outlays of the U.S. Government, June 2024 and Other Periods - Continued**

[\$ millions]

Classification	This Month			Current Fiscal Year to Date			Prior Fiscal Year to Date		
	Gross Outlays	Applicable Receipts	Outlays	Gross Outlays	Applicable Receipts	Outlays	Gross Outlays	Applicable Receipts	Outlays
Independent Agencies - Continued	.....	.....	.....	.....	.....	.....	.....	.....	.....
Railroad Social Security Equivalent Benefit Account:									
Benefit Payments	864	.....	864	6,543	.....	6,543	6,278	.....	6,278
Transfer To Administrative Funds	2	.....	2	16	.....	16	17	.....	17
Other	(**)	.....	(**)	7	.....	7	-17	.....	-17
Proprietary Receipts from the Public	.....	666	-666	.....	2,339	-2,339	.....	895	-895
Intrabudgetary Transactions:									
Payments from Other Funds to the Railroad Retirement Trust Funds	-5,933	.....	-5,933	-5,933	.....	-5,933	-5,636	.....	-5,636
Other	-2	.....	-2	-1,508	.....	-1,508	-1,828	.....	-1,828
<b>Total--Railroad Retirement Board</b>	<b>-4,564</b>	<b>666</b>	<b>-5,231</b>	<b>5,146</b>	<b>2,339</b>	<b>2,807</b>	<b>5,110</b>	<b>895</b>	<b>4,214</b>
Securities and Exchange Commission	214	(**)	213	1,773	-1	1,773	736	9	727
Smithsonian Institution	109	(**)	109	1,017	(**)	1,016	1,044	1	1,043
Tennessee Valley Authority	2,944	3,007	-63	33,776	33,137	639	29,139	28,642	497
Other	768	29	740	3,178	972	2,206	2,973	981	1,992
<b>Total--Independent Agencies</b>	<b>2,028</b>	<b>9,638</b>	<b>-7,610</b>	<b>194,122</b>	<b>117,129</b>	<b>76,993</b>	<b>195,054</b>	<b>118,504</b>	<b>76,550</b>
<b>Undistributed Offsetting Receipts:</b>									
Other Interest	-1	.....	-1	-7	1	-8	-5	1	-6
Employer Share, Employee Retirement:									
Department of Health and Human Services:									
Federal Hospital Insurance Trust Fund:									
Federal Employer Contributions	-409	.....	-409	-3,578	.....	-3,578	-3,412	.....	-3,412
Postal Service Employer Contributions	-66	.....	-66	-593	.....	-593	-531	.....	-531
Department of State:									
Foreign Service Retirement and Disability Fund	-35	.....	-35	-339	.....	-339	-317	.....	-317
Other Defense Civil Programs:									
Military Retirement Fund	-1,979	.....	-1,979	-38,331	.....	-38,331	-31,375	.....	-31,375
Department of Defense Medicare-Eligible Retiree Health Care Fund	.....	.....	.....	-10,837	.....	-10,837	-10,033	.....	-10,033
Office of Personnel Management:									
Civil Service Retirement and Disability Fund	-4,146	.....	-4,146	-39,243	.....	-39,243	-36,227	.....	-36,227
Social Security Administration:									
Federal Old-Age and Survivors Insurance Trust Fund:									
Federal Employer Contributions	-1,730	.....	-1,730	-14,526	.....	-14,526	-13,633	.....	-13,633
Federal Disability Insurance Trust Fund:									
Federal Employer Contributions	-294	.....	-294	-2,467	.....	-2,467	-2,314	.....	-2,314
Other	(**)	.....	(**)	-3	.....	-3	-2	.....	-2
<b>Total--Employer Share, Employee Retirement</b>	<b>-8,658</b>	.....	<b>-8,658</b>	<b>-109,916</b>	.....	<b>-109,916</b>	<b>-97,844</b>	.....	<b>-97,844</b>
Interest Received by Trust Funds:									
Judicial Branch:									
Judicial Survivors Annuity Fund	-1	.....	-1	-23	.....	-23	-22	.....	-22
Department of Health and Human Services:									
Federal Hospital Insurance Trust Fund	-2,860	.....	-2,860	-5,978	.....	-5,978	-5,124	.....	-5,124
Federal Supplementary Medical Insurance Trust Fund	-1,579	.....	-1,579	-3,869	.....	-3,869	-4,214	.....	-4,214
Department of Homeland Security:									
Oil Spill Liability Trust Fund	-24	.....	-24	-264	.....	-264	-171	.....	-171
Other	-5	.....	-5	-58	.....	-58	-16	.....	-16
Department of Labor:									
Unemployment Trust Fund	-1,046	.....	-1,046	-2,216	.....	-2,216	-1,319	.....	-1,319
Department of State:									
Foreign Service Retirement and Disability Fund	-305	.....	-305	-602	.....	-602	-513	.....	-513
Department of Transportation:									
Airport and Airway Trust Fund	-226	.....	-226	-471	.....	-471	-239	.....	-239
Highway Trust Fund	-460	.....	-460	-4,626	.....	-4,626	-4,082	.....	-4,082
Department of Veterans Affairs:									
National Service Life Insurance Fund	-8	.....	-8	-19	.....	-19	-27	.....	-27
United States Government Life Insurance Fund	(**)	.....	(**)	(**)	.....	(**)	(**)	.....	(**)
Corps of Engineers	-36	.....	-36	-423	.....	-423	-236	.....	-236
Other Defense Civil Programs:									
Military Retirement Fund	-4,664	.....	-4,664	-51,403	.....	-51,403	-43,397	.....	-43,397
Educational Benefits Fund	-2	.....	-2	-16	.....	-16	-18	.....	-18
Armed Forces Retirement Home	-1	.....	-1	-8	.....	-8	-5	.....	-5
Environmental Protection Agency	-13	.....	-13	-185	.....	-185	-105	.....	-105
Office of Personnel Management:									
Civil Service Retirement and Disability Fund	-13,344	.....	-13,344	-26,561	.....	-26,561	-23,848	.....	-23,848
Social Security Administration:									
Federal Old-Age and Survivors Insurance Trust Fund	-30,000	.....	-30,000	-62,072	.....	-62,072	-61,937	.....	-61,937

**Table 5. Outlays of the U.S. Government, June 2024 and Other Periods - Continued**

[\$ millions]

Classification	This Month			Current Fiscal Year to Date			Prior Fiscal Year to Date		
	Gross Outlays	Applicable Receipts	Outlays	Gross Outlays	Applicable Receipts	Outlays	Gross Outlays	Applicable Receipts	Outlays
<b>Undistributed Offsetting Receipts: - Continued</b>									
Federal Disability Insurance Trust Fund	-2,328	.....	-2,328	-4,465	.....	-4,465	-3,171	.....	-3,171
Independent Agencies:									
Railroad Retirement Board	16	.....	16	-22	.....	-22	-18	.....	-18
Other	-6	.....	-6	-56	.....	-56	-23	.....	-23
Other	-27	.....	-27	-316	.....	-316	-231	.....	-231
Total--Interest Received by Trust Funds	-56,919	.....	-56,919	-163,656	.....	-163,656	-148,715	.....	-148,715
Rents and Royalties on the Outer Continental Shelf Lands	.....	90	-90	.....	5,187	-5,187	.....	5,657	-5,657
<b>Total--Undistributed Offsetting Receipts</b>	<b>-65,578</b>	<b>90</b>	<b>-65,668</b>	<b>-273,580</b>	<b>5,187</b>	<b>-278,767</b>	<b>-246,565</b>	<b>5,658</b>	<b>-252,222</b>
<b>Total Outlays</b>	<b>590,327</b>	<b>58,107</b>	<b>532,220</b>	<b>5,464,458</b>	<b>442,001</b>	<b>5,022,456</b>	<b>5,247,832</b>	<b>442,313</b>	<b>4,805,518</b>
<b>Total On-Budget</b>	<b>489,309</b>	<b>52,272</b>	<b>437,037</b>	<b>4,421,658</b>	<b>364,169</b>	<b>4,057,489</b>	<b>4,270,777</b>	<b>357,056</b>	<b>3,913,721</b>
<b>Total Off-Budget</b>	<b>101,018</b>	<b>5,835</b>	<b>95,183</b>	<b>1,042,799</b>	<b>77,833</b>	<b>964,967</b>	<b>977,054</b>	<b>85,257</b>	<b>891,797</b>
<b>Total Surplus (+) or Deficit (-)</b>			<b>-65,965</b>			<b>-1,268,258</b>			<b>-1,392,998</b>
<b>Total On-Budget</b>			<b>-109,993</b>			<b>-1,265,718</b>			<b>-1,420,303</b>
<b>Total Off-Budget</b>			<b>+44,028</b>			<b>-2,539</b>			<b>+27,305</b>

**MEMORANDUM**

Receipts Offset Against Outlays (In Millions)

	Current Fiscal Year to Date	Comparable Period Prior Fiscal Year
Proprietary Receipts	227,518	233,256
Intrabudgetary Transactions	900,822	809,929
Governmental Receipts	11,827	11,302
<b>Total Receipts Offset Against Outlays</b>	<b>1,140,168</b>	<b>1,054,487</b>

1 Includes FICA and SECA tax credits, non-contributory military service credits, special benefits for the aged and credit for the unnegotiated OASI benefit checks.

Note: Details may not add to totals due to rounding.

... No Transactions

(\*\*) Less than absolute value of \$500,000



**Table 6. Means of Financing the Deficit or Disposition of Surplus by the U.S. Government, June 2024 and Other Periods**

[\$ millions]

Assets and Liabilities Directly Related to Budget Off-Budget Activity	Net Transactions (-) denotes net reduction of either liability or asset accounts			Account Balances Current Fiscal Year		
	This Month	Fiscal Year to Date		Beginning of		Close of This Month
		This Year	Prior Year	This Year	This Month	
<b>Liability Accounts:</b>						
Borrowing from the Public:						
Treasury Securities, Issued Under General Financing Authorities:						
Debt Held by the Public	6,090	1,282,754	1,162,806	26,330,142	27,606,806	27,612,896
Intragovernmental Holdings	158,429	381,546	240,557	6,837,192	7,060,309	7,218,738
Total Treasury Securities Outstanding	164,519	1,664,300	1,403,363	33,167,334	34,667,115	34,831,634
Plus Premium on Treasury Securities	230	2,727	1,294	65,691	68,188	68,419
Less Discount on Treasury Securities	-3,144	64,372	77,555	264,594	332,109	328,966
Total Treasury Securities Net of Premium and Discount	167,893	1,602,656	1,327,102	32,968,431	34,403,193	34,571,087
Agency Securities, Issued Under Special Financing Authorities (See Schedule B; for Other Agency Borrowing, See Schedule C)						
Total Federal Securities	-60	652	514	19,568	20,280	20,220
	167,833	1,603,308	1,327,616	32,987,998	34,423,474	34,591,307
Deduct:						
Federal Securities Held as Investments of Government Accounts (See Schedule D)						
Less Discount on Federal Securities Held as Investments of Government Accounts	499	36,814	40,181	69,341	105,655	106,155
Net Federal Securities Held as Investments of Government Accounts	157,723	342,877	201,313	6,748,494	6,933,649	7,091,372
Total Borrowing from the Public	10,110	1,260,431	1,126,303	26,239,504	27,489,825	27,499,935
Accrued Interest Payable to the Public	42,084	25,414	17,713	116,746	100,076	142,160
Allocations of Special Drawing Rights	-942	41	5,765	151,041	152,024	151,082
Uninvested Balances, Deposit Funds	1,109	-2,116	731	30,566	27,341	28,450
Miscellaneous Liability Accounts (Includes Checks Outstanding Etc.)	-1,320	11,221	9,385	29,359	41,901	40,581
<b>Total Liability Accounts</b>	<b>51,041</b>	<b>1,294,991</b>	<b>1,159,898</b>	<b>26,567,216</b>	<b>27,811,167</b>	<b>27,862,208</b>
<b>Asset Accounts (Deduct)</b>						
Cash and Monetary Assets:						
U.S. Treasury Operating Cash:						
Federal Reserve Account <sup>1</sup>	58,872	120,908	-233,599	656,889	718,926	777,798
Balance	58,872	120,908	-233,599	656,889	718,926	777,798
Special Drawing Rights:						
Total Holdings	-816	4,153	9,030	162,058	167,026	166,211
SDR Certificates Issued to Federal Reserve Banks	.....	.....	.....	-5,200	-5,200	-5,200
Balance	-816	4,153	9,030	156,858	161,826	161,011
Reserve Position on the U.S. Quota in the IMF:						
U.S. Subscription to International Monetary Fund:						
Direct Quota Payments	.....	.....	.....	111,629	111,629	111,629
Maintenance of Value Adjustments	-680	31	4,166	-2,494	-1,783	-2,463
Letter of Credit Issued to IMF	578	-2,747	1,091	-78,365	-81,691	-81,113
Dollar Deposits with the IMF	(**)	89	-19	-370	-280	-281
Receivable/Payable (-) for Interim Maintenance of Value Adjustments	497	137	-2,872	1,570	1,210	1,707
Balance	394	-2,491	2,366	31,970	29,085	29,479
Loans to International Monetary Fund	.....	-4	-304	79	76	76
Other Cash and Monetary Assets	362	-159	1,605	26,995	26,473	26,836
Total Cash and Monetary Assets	58,813	122,408	-220,901	872,792	936,386	995,199
Non-Federal Securities of the National Railroad Retirement Investment Trust						
Net Activity, Guaranteed Loan Financing (See Schedule E)	-4,224	22,464	26,792	82,652	109,340	105,116
Net Activity, Direct Loan Financing (See Schedule E)	-69,699	-118,056	-38,211	1,598,363	1,550,005	1,480,306
Miscellaneous Asset Accounts	118	201	-253	104	187	305
<b>Total Asset Accounts</b>	<b>-14,318</b>	<b>28,016</b>	<b>-232,779</b>	<b>2,578,380</b>	<b>2,620,713</b>	<b>2,606,395</b>
<b>Excess of Liabilities (+) or Assets (-)</b>	<b>65,358</b>	<b>1,266,976</b>	<b>1,392,677</b>	<b>23,988,837</b>	<b>25,190,454</b>	<b>25,255,813</b>
Transactions Not Applied to Current Year's Surplus or Deficit (See Schedule A for Details)	607	1,282	321	.....	675	1,282
<b>Total Budget and Off-Budget Federal Entities (Financing of Deficit (+) or Disposition of Surplus (-))</b>	<b>65,965</b>	<b>1,268,258</b>	<b>1,392,998</b>	<b>23,988,837</b>	<b>25,191,129</b>	<b>25,257,094</b>

1 Major sources of information used to determine Treasury's operating cash balance include Federal Reserve Banks, Treasury Regional Finance Centers, Internal Revenue Service Centers, various electronic systems, and information on the Public Debt. Information is presented on a modified cash basis. Deposits are

reflected as received and withdrawals are reflected as processed.

Note: Details may not add to totals due to rounding.

... No Transactions

(\*\*) Less than absolute value of \$500,000

**Table 6. Schedule A-Analysis of Change in Excess of Liabilities of the U.S. Government, June 2024 and Other Periods**

Classification	[\$ millions]		
	This Month	Fiscal Year to Date	
		This Year	Prior Year
<b>Excess of Liabilities Beginning of Period:</b>			
Based on Composition of Unified Budget in Preceding Period	25,190,454	23,988,837	21,746,382
Adjustments During Current Fiscal Year for Changes in Composition of Unified Budget:			
Revisions by Federal Agencies to the Prior Budget Results	.....	.....	547,178
Excess of Liabilities Beginning of Period (Current Basis)	25,190,454	23,988,837	22,293,560
<b>Budget Surplus (-) or Deficit:</b>			
Based on Composition of Unified Budget in Prior Fiscal Year	65,965	1,268,258	1,392,998
Total Surplus (-) or Deficit (Table 2)	65,965	1,268,258	1,392,998
Total-On-Budget (Table 2)	109,993	1,265,718	1,420,303
Total-Off-Budget (Table 2)	-44,028	2,539	-27,305
<b>Transactions Not Applied to Current Year's Surplus or Deficit:</b>			
Premium/Discount on Buyback of U.S. Treasury Securities	-790	-1,011	-2
Reclassification of Aged Unreconciled Accounts	.....	.....	958
Other	183	-270	-1,276
Total-Transactions Not Applied to Current Year's Surplus or Deficit	-607	-1,282	-321
<b>Excess of Liabilities Close of Period</b>	<b>25,255,813</b>	<b>25,255,813</b>	<b>23,686,237</b>

Note: Details may not add to totals due to rounding.

... No Transactions

**Table 6. Schedule B-Securities Issued by Federal Agencies Under Special Financing Authorities, June 2024 and Other Periods**

Classification	[\$ millions]					
	This Month	Net Transactions (-) denotes net reduction of liability accounts		Account Balances Current Fiscal Year		
		Fiscal Year to Date		Beginning of		Close of
		This Year	Prior Year	This Year	This Month	This Month
<b>Agency Securities, Issued Under Special Financing Authorities:</b>						
Obligations Guaranteed by the United States, Issued By:						
Department of Housing and Urban Development:						
Federal Housing Administration	.....	.....	.....	19	19	19
Obligations Not Guaranteed by the United States, Issued By:						
Legislative Branch:						
Architect of the Capitol	(**)	-8	-7	16	8	8
Independent Agencies:						
Federal Communications Commission	.....	.....	.....	(**)	(**)	(**)
National Archives and Records Administration	.....	.....	.....	(**)	(**)	(**)
Tennessee Valley Authority	-60	660	521	19,533	20,253	20,193
<b>Total Agency Securities</b>	<b>-60</b>	<b>652</b>	<b>514</b>	<b>19,568</b>	<b>20,280</b>	<b>20,220</b>

Note: Details may not add to totals due to rounding.

(\*\*) Less than absolute value of \$500,000

... No Transactions

**Table 6. Schedule C (Memorandum)-Federal Agency Borrowing Financed Through the Issue of Treasury Securities, June 2024 and Other Periods**

[\$ millions]						
Classification	Transactions			Account Balances Current Fiscal Year		
	This Month	Fiscal Year to Date		Beginning of		Close of This Month
		This Year	Prior Year	This Year	This Month	
<b>Borrowing from the US Treasury:</b>						
Department of Agriculture:						
Farm Service Agency:						
Commodity Credit Corporation	-344	-4,759	606	17,558	13,142	12,798
Agricultural Credit Insurance Fund	246	-62	70	18,371	18,063	18,309
Farm Storage Facility Loans	-65	15	111	1,789	1,870	1,805
Emergency Boll Weevil Loan Fund	.....	.....	(**)	.....	.....	.....
Rural Housing Service:						
Rural Housing Insurance	95	370	-166	20,046	20,321	20,416
Rural Community Facility Loans Fund	72	293	-63	12,355	12,576	12,648
Rural Business - Cooperative Service:						
Rural Business and Industry Loans	.....	-12	-47	50	38	38
Rural Development Loan Fund	1	-12	-19	263	250	251
Rural Economic Development Loan Fund	1	-19	-4	257	236	238
Renewable Energy Guaranteed Loan Account	.....	(**)	(**)	8	8	8
Rural Microenterprise Investment Loans	(**)	1	-2	40	41	41
Biorefinery Assistance Loan Account	94	44	186	186	136	230
Rural Utilities Service:						
Rural Water and Waste Disposal Fund	78	240	-476	14,625	14,787	14,865
Rural Electrification and Telecommunications Fund	268	1,895	671	7,926	9,553	9,821
Rural Telephone Bank	.....	(**)	-3	57	56	56
Distance Learning and Telemedicine Program	5	-3	-31	559	550	555
Foreign Agricultural Service	.....	.....	.....	226	226	226
Department of Commerce:						
National Oceanic and Atmospheric Administration:						
Fisheries Finance	1	103	11	356	458	459
Department of Defense--Military Programs:						
Family Housing Improvement Loans	.....	.....	22	1,639	1,639	1,639
Defense Agencies	.....	.....	.....	271	271	271
Department of Education:						
College Housing and Academic Facilities Loans	.....	.....	.....	2	2	2
Historically Black College and University Capital Financing Fund	.....	.....	17	82	82	82
Federal Direct Student Loans	-49,797	40,082	40,794	1,137,355	1,227,233	1,177,436
Teach Grant Loans	-12	20	-7	581	613	601
Temporary Student Loan Purchase Authority	-3,220	-3,424	-1,035	23,668	23,463	20,243
Federal Family Education Loans	.....	1,216	35	26,902	28,118	28,118
Department of Energy:						
Bonneville Power Administration Fund	.....	-69	116	5,784	5,715	5,715
Western Area Power Administration - Recovery Act	.....	.....	.....	76	76	76
Advanced Technology Vehicles Manufacturing Loans	.....	42	.....	.....	42	42
Title 17 Innovative Technology Loans	(**)	168	70	653	821	821
Department of Health and Human Services:						
Consumer Operated and Oriented Plan	.....	.....	.....	320	320	320
Consumer Operated and Oriented Plan Program Contingency Fund	.....	.....	.....	98	98	98
Department of Homeland Security:						
National Flood Insurance Fund	.....	.....	.....	20,525	20,525	20,525
Disaster Assistance Loan Fund	(**)	2	2	4	6	6
Department of Housing and Urban Development:						
Public and Indian Housing Programs:						
Low-Rent Public Housing - Loans and Other Expenses	.....	5	27	28	32	32
Native Hawaiian Housing Loans	.....	1	2	4	6	6
Housing Programs:						
Emergency Homeowners' Relief Fund	.....	.....	1	3	3	3
Federal Housing Administration	.....	17,531	16,001	106,967	124,498	124,498
Home Ownership Preservation Equity Fund	.....	.....	3	10	10	10
Green Retrofit Program for Multifamily Housing-Recovery Act	160	160	8	92	92	252
Department of the Interior:						
Bureau of Indian Affairs and Bureau of Indian Education	.....	(**)	.....	(**)	(**)	(**)
Bureau of Reclamation Loan Fund	.....	.....	.....	24	24	24
Assistance to American Samoa Loan Fund	.....	(**)	(**)	6	6	6

**Table 6. Schedule C (Memorandum)-Federal Agency Borrowing Financed Through the Issue of Treasury Securities, June 2024 and Other Periods - Continued**

Classification	[\$ millions]					
	Transactions			Account Balances Current Fiscal Year		
	This Month	Fiscal Year to Date		Beginning of		Close of This Month
This Year		Prior Year	This Year	This Month		
<b>Borrowing from the US Treasury: - Continued</b>						
Department of Labor:						
Black Lung Disability Trust Fund	.....	.....	.....	4,793	4,793	4,793
Department of State:						
Repatriation Loans	1	2	2	5	7	8
Department of Transportation:						
Federal Highway Administration:						
Transportation Infrastructure Finance and Innovation Fund	120	934	4,393	20,258	21,073	21,193
Federal Railroad Administration:						
Railroad Rehabilitation and Improvement Loan Fund	21	444	325	1,865	2,289	2,309
Other	.....	.....	.....	(**)	(**)	(**)
Maritime Administration:						
Maritime Guaranteed Loan (Title XI) Fund	.....	.....	.....	89	89	89
Maritime Guaranteed Loan (Title XI) FFB Financing Account	.....	.....	.....	8	8	8
Department of the Treasury:						
Departmental Offices:						
Community Development Financial Institutions Fund	-3	3	6	108	114	112
Temporary Credit and Liquidity Program	27	27	-15	992	992	1,019
Troubled Asset Relief Program	.....	.....	-3	.....	.....	.....
Small Business Lending Financing Fund	(**)	(**)	2	33	33	33
ESF - Economic Stabilization Program	-15	-6,793	-2,572	14,936	8,158	8,143
Federal Financing Bank Revolving Fund	729	46,863	3,928	130,324	176,458	177,187
Department of Veterans Affairs:						
Veterans Housing Benefit Program Fund	.....	128	85	471	599	599
Native American Veteran Housing Fund	.....	-2	4	92	91	91
Vocational Rehabilitation Loan Fund	.....	1	(**)	(**)	1	1
Environmental Protection Agency:						
Water Infrastructure Finance and Innovation Loan Program	258	3,886	1,107	2,953	6,581	6,839
International Assistance Programs:						
International Security Assistance:						
Foreign Military Loan Program	.....	1,945	.....	504	2,449	2,449
Military Debt Reduction	.....	.....	.....	40	40	40
Agency for International Development:						
Development Credit Authority Loan Fund	.....	83	83	83	166	166
United States International Development Finance Corporation	487	2,137	2,266	10,498	12,147	12,634
Small Business Administration:						
Business Loan Fund	.....	591	232	2,374	2,965	2,965
Disaster Loan Fund	.....	-717	6,099	331,946	331,229	331,229
Independent Agencies:						
Export-Import Bank of the United States	2	171	.....	12,804	12,973	12,975
Presidio Trust	.....	.....	.....	185	185	185
Railroad Retirement Board:						
Social Security Equivalent Benefit Account	-4,619	-1,332	-1,082	4,627	7,913	3,295
Smithsonian Institution:						
John F. Kennedy Center Parking Facilities	.....	-20	.....	20	.....	.....
Other:						
Borrowing from the US Treasury - Other	.....	(**)	1	1	1	1
<b>Total Borrowing from the US Treasury</b>	<b>-55,408</b>	<b>102,179</b>	<b>71,759</b>	<b>1,959,775</b>	<b>2,117,362</b>	<b>2,061,954</b>
<b>Borrowing from the Federal Financing Bank:</b>						
Department of Agriculture:						
Rural Utilities Service:						
Rural Electrification and Telecommunications Fund	147	244	1,422	54,548	54,645	54,792
Department of Education:						
Historically Black College and University Capital Financing Fund	36	112	74	369	446	481
Department of Energy:						
Advanced Technology Vehicles Manufacturing Loans	.....	905	1,066	1,066	1,971	1,971
Title 17 Innovative Technology Loans	-24	-314	165	15,373	15,083	15,058
Department of Health and Human Services:						
Health Maintenance Organization Loan and Loan Guarantee Fund	.....	.....	.....	(**)	(**)	(**)
Department of Housing and Urban Development:						
Housing Programs:						

**Table 6. Schedule C (Memorandum)-Federal Agency Borrowing Financed Through the Issue of Treasury Securities, June 2024 and Other Periods - Continued**

Classification	[\$ millions]					
	Transactions			Account Balances Current Fiscal Year		
	This Month	Fiscal Year to Date		Beginning of		Close of This Month
This Year		Prior Year	This Year	This Month		
<b>Borrowing from the Federal Financing Bank: - Continued</b>						
Federal Housing Administration	-3	-7	53	2,800	2,797	2,793
Department of Transportation:						
Maritime Administration:						
Maritime Guaranteed Loan (Title XI) FFB Financing Account	.....	-12	-12	333	321	321
Department of the Treasury:						
Departmental Offices:						
Community Development Financial Institutions Fund	-36	43	51	1,242	1,321	1,285
Department of Veterans Affairs:						
Guaranteed Transitional Housing Loans for Homeless Veterans	.....	(**)	(**)	4	4	4
Independent Agencies:						
Federal Deposit Insurance Corporation						
FDIC (acting in its capacity as Receiver)	.....	43,333	.....	50,000	93,333	93,333
Postal Service	610	1,760	1,447	13,000	14,150	14,760
<b>Total Borrowing from the Federal Financing Bank</b>	<b>729</b>	<b>46,064</b>	<b>4,265</b>	<b>138,735</b>	<b>184,070</b>	<b>184,799</b>

Note: Details may not add to totals due to rounding.

Note: This table includes lending by the Federal Financing Bank accomplished by the purchase of agency financial assets, by the acquisition of agency debt securities, and by direct loans on behalf of an agency. The Federal Financing Bank borrows from Treasury and issues its own securities and in turn may loan

these funds to agencies in lieu of agencies borrowing directly through Treasury or issuing their own securities.

... No Transactions

(\*\*) Less than absolute value of \$500,000

**Table 6. Schedule D-Investments of Federal Government Accounts in Federal Securities, June 2024 and Other Periods**

[\$ millions]

Classification	Net Purchases or Sales (-)			Securities Held as Investments Current Fiscal Year		
	This Month	Fiscal Year to Date		Beginning of		Close of This Month
		This Year	Prior Year	This Year	This Month	
<b>Federal Funds:</b>						
Department of Agriculture	6	17	15	273	285	291
Department of Commerce	-1	.....	.....	.....	1	.....
<b>Department of Defense--Military Programs:</b>						
Defense Cooperation Account	.....	.....	(**)	9	9	9
Department of Energy	-192	2,124	2,982	63,168	65,484	65,291
Department of Health and Human Services	.....	19,158	16,396	.....	19,158	19,158
Department of Homeland Security	-9	864	490	3,391	4,264	4,255
<b>Department of Housing and Urban Development:</b>						
<b>Housing Programs:</b>						
Federal Housing Administration Fund	19,019	20,013	10,280	133,105	134,098	153,118
<b>Government National Mortgage Association:</b>						
Guarantees of Mortgage-Backed Securities	95	1,701	2,267	21,154	22,761	22,855
Department of the Interior	-324	2,322	2,363	29,168	31,814	31,490
Department of Justice	14	137	3,079	3,291	3,414	3,428
Department of Labor	860	764	2,125	61,174	61,078	61,938
<b>Department of State:</b>						
Foreign Service Retirement and Disability Fund	5	38	23	366	399	403
Other	7	7	1	13	13	20
Department of Transportation	46	55	37	2,509	2,518	2,565
Department of the Treasury	4,958	2,731	-2,175	17,166	14,939	19,897
<b>Department of Veterans Affairs:</b>						
Veterans Reopened Insurance Fund	(**)	-6	-5	32	27	27
National Service Life Insurance	7	35	13	18	46	53
Servicemen'S Group Life Insurance Fund	79	526	473	3,699	4,146	4,225
<b>Other Defense Civil Programs:</b>						
Uniformed Services Retiree Health Care Fund	790	32,566	31,251	354,219	385,995	386,784
International Assistance Programs	.....	386	205	6,368	6,755	6,755
<b>Office of Personnel Management:</b>						
Postal Service Contributions	-68	-2,712	-2,461	32,050	29,406	29,338
<b>Independent Agencies:</b>						
<b>Federal Deposit Insurance Corporation:</b>						
Deposit Insurance Fund	5,450	-4,367	-44,562	84,298	74,481	79,931
FSLIC Resolution Fund	4	39	30	931	966	970
Federal Housing Finance Agency	-21	119	113	135	275	254
National Credit Union Administration	-2	1,075	371	22,563	23,640	23,638
Postal Service	281	-943	1,421	22,032	20,808	21,089
<b>Other</b>						
Treasury Securities	-61	349	-146	12,121	12,531	12,470
Other	-220	2,666	377	2,000	4,887	4,667
<b>Total Treasury Securities</b>	<b>30,722</b>	<b>79,663</b>	<b>24,964</b>	<b>875,254</b>	<b>924,196</b>	<b>954,917</b>
<b>Total Federal Funds</b>	<b>30,722</b>	<b>79,663</b>	<b>24,964</b>	<b>875,254</b>	<b>924,196</b>	<b>954,917</b>
<b>Trust Funds:</b>						
<b>Legislative Branch:</b>						
Library of Congress	-1	8	10	57	65	65
United States Tax Court	(**)	(**)	(**)	13	13	13
Other	(**)	3	-3	32	35	35
<b>Judicial Branch:</b>						
Judicial Retirement Funds	3	215	217	1,992	2,204	2,207
Department of Agriculture	.....	(**)	.....	6	6	6
<b>Department of Defense--Military Programs:</b>						
Voluntary Separation Incentive Fund	-2	2	1	42	45	43
Other	-12	-138	-54	1,407	1,281	1,269
<b>Department of Health and Human Services:</b>						
Federal Supplementary Medical Insurance Trust Fund	35,283	19,114	-4,047	159,537	143,368	178,652
Other	35,345	47,328	18,036	198,815	210,799	246,144
Department of Homeland Security	64	669	340	11,627	12,232	12,296
Department of the Interior	36	168	-316	304	436	472
<b>Department of Labor:</b>						
Unemployment Trust Fund	-1,744	11,415	12,476	81,846	95,005	93,261
Other	-8	-18	-4	72	62	54
<b>Department of State:</b>						
Foreign Service Retirement and Disability Fund	246	171	173	21,055	20,980	21,226

**Table 6. Schedule D-Investments of Federal Government Accounts in Federal Securities, June 2024 and Other Periods - Continued**  
 [\$ millions]

Classification	Net Purchases or Sales (-)			Securities Held as Investments Current Fiscal Year		
	This Month	Fiscal Year to Date		Beginning of		Close of This Month
		This Year	Prior Year	This Year	This Month	
Trust Funds: - Continued						
Other	.....	(**)	4	49	49	49
Department of Transportation:						
Airport and Airway Trust Fund	1,280	2,762	5,664	16,601	18,083	19,363
Highway Trust Fund	-1,358	-5,753	-5,569	115,673	111,278	109,920
Department of the Treasury	-91	-98	26	4,651	4,644	4,553
Department of Veterans Affairs:						
General Post Fund, National Homes	.....	(**)	24	140	141	141
National Service Life Insurance	-10	-190	-195	832	653	643
United States Government Life Insurance Fund	(**)	(**)	(**)	1	1	1
Veterans Special Life Insurance Fund	-1	-104	-75	805	702	701
Corps of Engineers	-1,462	206	896	10,755	12,423	10,961
Other Defense Civil Programs:						
Military Retirement Fund	6,472	231,750	168,906	1,366,845	1,592,123	1,598,596
Other	-6	-87	-23	1,032	951	945
Environmental Protection Agency	-33	471	1,714	12,438	12,942	12,909
National Aeronautics and Space Administration	(**)	(**)	(**)	15	16	16
Office of Personnel Management:						
Civil Service Retirement and Disability Fund						
Treasury Securities	9,195	-8,159	-14,571	1,036,636	1,019,282	1,028,477
Agency Securities	.....	.....	1,875	.....	.....	.....
Employees Life Insurance Fund	43	1,356	713	52,526	53,840	53,883
Employees and Retired Employees Health Benefits Fund	183	-821	-1,728	25,570	24,566	24,749
Social Security Administration:						
Federal Old-Age and Survivors Insurance Trust Fund	34,519	-31,228	5,286	2,673,749	2,608,002	2,642,521
Federal Disability Insurance Trust Fund	9,740	30,565	25,970	142,906	163,730	173,471
Independent Agencies:						
Harry S Truman Scholarship Foundation	.....	30	2	10	40	40
Japan-United States Friendship Commission	.....	-1	-1	36	35	35
Railroad Retirement Board						
Treasury Securities	-181	130	636	2,611	2,921	2,740
Agency Securities	.....	.....	.....	1	1	1
Other						
Treasury Securities	-4	260	145	1,891	2,155	2,151
Total Treasury Securities	127,501	300,028	214,654	5,942,580	6,115,107	6,242,608
Total Agency Securities	.....	.....	1,875	1	1	1
Total Trust Funds	<b>127,501</b>	<b>300,028</b>	<b>216,529</b>	<b>5,942,581</b>	<b>6,115,108</b>	<b>6,242,609</b>
Grand Total	<b>158,222</b>	<b>379,691</b>	<b>241,494</b>	<b>6,817,835</b>	<b>7,039,304</b>	<b>7,197,526</b>

Note: Details may not add to totals due to rounding.

Note: Investments are in Treasury securities unless otherwise noted.

... No Transactions

(\*\*) Less than absolute value of \$500,000

**Table 6. Schedule E-Net Activity, Guaranteed and Direct Loan Financing, June 2024 and Other Periods**

[\$ millions]

Classification	Net Transactions (-) denotes net reduction of asset accounts			Account Balances Current Fiscal Year		
	This Month	Fiscal Year to Date		Beginning of		Close of This Month
		This Year	Prior Year	This Year	This Month	
<b>Guaranteed Loan Financing Activity:</b>						
Department of Agriculture:						
Office of the Secretary:						
Food Supply Chain and Agriculture Pandemic Response	.....	-3	-16	-24	-27	-27
Farm Service Agency:						
Commodity Credit Corporation Export Fund	-11	-19	-89	45	37	26
Agricultural Credit Insurance Fund	30	-24	-22	-185	-238	-208
Natural Resources Conservation Service:						
Agricultural Resource Conservation Demonstration Program	.....	.....	.....	(**)	(**)	(**)
Rural Housing Service:						
Rural Community Facility Loans	4	(**)	7	-1	-4	-1
Rural Housing Insurance Fund	492	409	63	2,022	1,940	2,432
Rural Business - Cooperative Service:						
Rural Business and Industry Loans	156	175	-42	-190	-172	-15
Renewable Energy Guaranteed Loan Account	27	26	12	-10	-11	16
Biorefinery Assistance Loan Account	9	8	149	81	79	88
Rural Utilities Service:						
Rural Water and Waste Disposal Fund	(**)	(**)	(**)	-25	-25	-25
Department of Commerce:						
General Administration:						
Emergency Oil, Gas, and Steel Account	.....	.....	.....	5	5	5
Department of Defense—Military Programs	.....	.....	.....	-32	-32	-32
Department of Education:						
Office of Student Financial Assistance:						
Federal Family Education Loans	-4,801	-5,993	-4,816	-11,836	-13,028	-17,829
Department of Energy:						
Title 17 Innovative Technology Loans	(**)	9	15	-89	-79	-80
Department of Health and Human Services:						
Health Resources and Services Administration:						
Health Center Loans	.....	(**)	(**)	-2	-2	-2
Health Education Assistance Loans	.....	.....	.....	-70	-70	-70
Department of Housing and Urban Development:						
Public and Indian Housing Programs:						
Indian Housing Loans	14	-11	63	-33	-58	-44
Native Hawaiian Housing Loans	(**)	-1	-1	(**)	-1	-1
Community Planning and Development:						
Community Development Loans	(**)	3	(**)	-5	-2	-2
Housing Programs:						
FHA-Mutual Mortgage Insurance Loans	-425	12,780	3,386	78,353	91,558	91,133
FHA-General and Special Risk Fund	3	2,159	2,962	11,426	13,582	13,585
Home Ownership Preservation Entity Fund	(**)	-1	3	5	3	4
Government National Mortgage Association:						
Guarantees of Mortgage-Backed Securities	-473	-4,823	-540	7,447	3,097	2,624
Department of the Interior:						
Bureau of Indian Affairs and Bureau of Indian Education	-7	-11	-4	-56	-60	-67
Department of Transportation:						
Federal Highway Administration:						
Transportation Infrastructure Finance and Innovation Fund	.....	.....	.....	(**)	(**)	(**)
Maritime Administration:						
Maritime Guaranteed Loan (Title XI) Fund	(**)	(**)	(**)	-235	-235	-235
Department of the Treasury:						
Departmental Offices:						
Air Transportation Stabilization Fund	.....	.....	.....	(**)	(**)	(**)
Troubled Assets Insurance Financing Fund	.....	.....	.....	(**)	(**)	(**)
Troubled Asset Relief Program	(**)	(**)	(**)	(**)	(**)	.....
Department of Veterans Affairs:						
Veterans Benefits Administration:						
Veterans Housing Benefit Program Fund	-123	3,886	126	-11,683	-7,673	-7,796
International Assistance Programs:						
Agency for International Development:						



**Table 6. Schedule E-Net Activity, Guaranteed and Direct Loan Financing, June 2024 and Other Periods - Continued**

[\$ millions]

Classification	Net Transactions (-) denotes net reduction of asset accounts			Account Balances Current Fiscal Year		
	This Month	Fiscal Year to Date		Beginning of		Close of This Month
		This Year	Prior Year	This Year	This Month	
<b>Guaranteed Loan Financing Activity: - Continued</b>						
Ukraine Export Credit Insurance Fund	.....	.....	.....	-267	-267	-267
Loan Guarantees to Israel	.....	.....	.....	-863	-863	-863
Urban and Environmental Credit Guaranteed Loans	.....	.....	.....	-38	-38	-38
Microenterprise and Small Enterprise Development	.....	.....	.....	(**)	(**)	(**)
Development Credit Authority Loan Fund	.....	.....	.....	-99	-99	-99
Tunisia Loan Fund	.....	.....	.....	-609	-609	-609
Overseas Private Investment Corporation	.....	.....	.....	278	278	278
United States International Development Finance Corporation	103	-333	-107	61	-375	-272
Microenterprise and Small Enterprise Development	.....	.....	.....	(**)	(**)	(**)
Urban and Environmental Credit	(**)	11	-9	5	16	16
Small Business Administration:						
Business Loan Fund	-158	535	2,707	-51,666	-50,973	-51,131
Independent Agencies:						
Export-Import Bank of the United States	-443	-784	-1,794	-4,863	-5,204	-5,646
<b>Net Activity, Guaranteed Loan Financing</b>	<b>-5,604</b>	<b>7,999</b>	<b>2,053</b>	<b>16,848</b>	<b>30,451</b>	<b>24,848</b>
<b>Direct Loan Financing Activity:</b>						
Department of Agriculture:						
Farm Service Agency:						
Agricultural Credit Insurance Fund	242	860	-237	15,524	16,142	16,384
Farm Storage Facility Loans	2	43	139	1,377	1,417	1,419
Apple Loans Fund	(**)	(**)	(**)	(**)	(**)	.....
Rural Housing Service:						
Rural Community Facility Loans Fund	-36	38	-24	11,639	11,712	11,677
Rural Housing Insurance Fund	-256	-363	-101	16,201	16,094	15,837
Multifamily Housing Revitalization Loan Account	.....	.....	.....	524	524	524
Rural Business - Cooperative Service:						
Rural Business and Industry Loan Fund	(**)	(**)	(**)	(**)	(**)	(**)
Rural Development Loan Fund	-1	-12	-12	240	230	229
Rural Economic Development Loan Fund	-1	12	20	195	208	206
Rural Microenterprise Investment Loans	(**)	-1	1	38	38	38
Rural Utilities Service:						
Rural Water and Waste Disposal Loans	-204	43	-157	13,109	13,357	13,152
Rural Electrification and Telecommunications Fund	51	2,053	1,348	57,691	59,692	59,744
Rural Telephone Bank	(**)	-1	-4	54	53	53
Distance Learning and Telemedicine Program	(**)	20	7	489	509	509
Rural Development Insurance Fund	.....	.....	.....	1,065	1,065	1,065
Foreign Agricultural Service:						
P.L. 480 Direct Loan Fund	(**)	-28	-39	204	176	176
International Debt Reduction	-2	-28	-11	-115	-141	-143
Department of Commerce:						
National Oceanic and Atmospheric Administration:						
Fisheries Finance	1	-2	-21	325	322	323
Department of Defense--Military Programs	-8	-88	-51	1,905	1,825	1,816
Department of Education:						
Office of Postsecondary Education:						
College Housing and Academic Facilities Loans	(**)	-1	-3	2	2	1
Historically Black College and University Capital Financing Fund	50	127	50	306	382	432
Office of Student Financial Assistance:						
Federal Direct Student Loans	-72,203	-155,474	-10,195	1,000,036	916,765	844,562
Teach Grant Loans	-10	-64	-8	527	473	463
Temporary Student Loan Purchase Authority	-5,233	-8,144	-2,430	31,826	28,915	23,682
Department of Energy:						
Advanced Technology Vehicles Manufacturing Loans	.....	184	642	531	715	715
Title 17 Innovative Technology Loans	-19	-44	386	15,525	15,500	15,481
Department of Health and Human Services:						
Consumer Operated and Oriented Plan	.....	-4	-66	-5	-9	-9
Consumer Operated and Oriented Plan Program Contingency Fund	.....	-4	-4	45	42	42
Department of Homeland Security:						
Disaster Assistance Loan Fund	-2	-11	-6	-89	-99	-100

**Table 6. Schedule E-Net Activity, Guaranteed and Direct Loan Financing, June 2024 and Other Periods - Continued**

[\$ millions]

Classification	Net Transactions (-) denotes net reduction of asset accounts			Account Balances Current Fiscal Year		
	This Month	Fiscal Year to Date		Beginning of		Close of This Month
		This Year	Prior Year	This Year	This Month	
<b>Direct Loan Financing Activity: - Continued</b>						
Department of Housing and Urban Development:						
Housing Programs:						
Emergency Homeowners' Relief Fund	(**)	-1	2	2	1	1
FHA-Mutual Mortgage Insurance Loans	.....	.....	.....	(**)	(**)	(**)
FHA-General and Special Risk Fund	-3	431	-101	2,720	3,154	3,150
Green Retrofit Program for Multifamily Housing Fund	.....	6	3	10	15	15
Department of the Interior:						
Bureau of Reclamation	(**)	-3	(**)	25	23	23
Bureau of Indian Affairs and Bureau of Indian Education	(**)	(**)	(**)	(**)	(**)	(**)
Assistance to American Samoa Loan Fund	.....	-1	-1	6	5	5
Department of State:						
Administration of Foreign Affairs:						
Repatriation Loans	-1	2	-2	-1	2	1
Department of Transportation:						
Federal Highway Administration:						
Transportation Infrastructure Finance and Innovation Fund	-112	-8	3,870	16,727	16,831	16,719
Tiger Tifia Loan Fund	.....	-1	-1	61	60	60
Federal Railroad Administration:						
Railroad Rehabilitation and Improvement Loan Fund	3	367	280	1,393	1,757	1,760
Maritime Administration:						
Maritime Guaranteed Loan (Title XI) FFB Financing Account	(**)	-16	-14	324	309	309
Department of the Treasury:						
Departmental Offices:						
Community Development Financial Institutions Fund	-36	45	40	1,333	1,414	1,378
GSE Mortgage-Backed Securities Purchase Program	.....	.....	.....	4,613	4,613	4,613
Temporary Credit and Liquidity Program	30	-85	-68	961	845	876
Troubled Asset Relief Program	(**)	(**)	-3	(**)	(**)	(**)
Small Business Lending Program	(**)	-139	-1	32	-108	-108
ESF - Economic Stabilization Program	-40	-9,635	-4,467	14,701	5,106	5,066
Bureau of the Fiscal Service	.....	.....	.....	(**)	(**)	(**)
Department of Veterans Affairs:						
Veterans Benefits Administration:						
Veterans Housing Benefit Program Fund	-2	-1,122	-21	324	-795	-797
Native American Veteran Housing Fund	(**)	3	-1	63	66	66
Transitional Housing Loans	(**)	(**)	(**)	-1	(**)	-1
Vocational Rehabilitation Loan Fund	(**)	(**)	(**)	(**)	(**)	(**)
Environmental Protection Agency:						
Water Infrastructure Finance and Innovation Loan Program	-4	3,365	1,088	2,936	6,304	6,300
International Assistance Programs:						
International Security Assistance:						
Foreign Military Loan Program	(**)	-309	-405	477	169	168
Military Debt Reduction	.....	.....	.....	40	40	40
Agency for International Development:						
International Debt Reduction	.....	.....	.....	-172	-172	-172
Development Credit Authority Loan Fund	(**)	83	82	83	166	166
Overseas Private Investment Corporation	.....	.....	.....	2,902	2,902	2,902
International Monetary Programs	.....	.....	.....	-278	-278	-278
United States International Development Finance Corporation	222	1,157	1,195	6,181	7,117	7,339
International Debt Reduction	-15	-78	-77	-168	-231	-246
Small Business Administration:						
Business Loan Fund	-4	-28	-25	147	123	119
Disaster Loan Fund	-1,719	-49,624	-44,996	297,713	249,808	248,089
Independent Agencies:						
Export-Import Bank of the United States	-352	-1,030	-1,260	5,906	5,228	4,876
Federal Communications Commission:						
Spectrum Auction Loan Fund	(**)	(**)	(**)	(**)	(**)	(**)
<b>Net Activity, Direct Loan Financing</b>	<b>-79,661</b>	<b>-217,512</b>	<b>-55,657</b>	<b>1,528,229</b>	<b>1,390,379</b>	<b>1,310,717</b>

Note: Details may not add to totals due to rounding.

Note: Federal credit programs provide benefits to the public in the form of direct loans and loan guarantees. This table reflects cash transactions and balances of the nonbudgetary financing fund accounts that result from the disbursement of loans, collection of fees, repayment of principal, sale of collateral, interest, and subsidy received from the credit program accounts at

net present value in accordance with the Credit Reform Act of 1990. Unreimbursed costs such as administrative expenses and subsidy payments are reported on a cash basis and included within each program's budgetary totals in Table 5.

... No Transactions

(\*\*) Less than absolute value of \$500,000

**Table 7. Receipts and Outlays of the U.S. Government by Month, Fiscal Year 2024**

[\$ millions]

Classification	Oct.	Nov.	Dec.	Jan.	Feb.	March	April	May	June	July	Aug.	Sept.	Fiscal Year to Date	Comparable Period Prior F.Y.
<b>Receipts:</b>														
Individual Income Taxes	219,908	126,893	178,208	282,579	120,884	160,829	481,927	129,618	184,910				1,885,757	1,693,543
Corporation Income Taxes	48,208	7,801	93,925	19,643	4,888	14,812	91,908	30,132	81,354				392,670	305,892
<b>Social Insurance and Retirement Receipts:</b>														
Employment and General Retirement	110,154	118,679	139,982	152,008	125,519	138,405	168,854	129,278	180,341				1,263,222	1,197,536
Unemployment Insurance	3,411	2,762	371	3,932	3,078	346	11,707	13,383	526				39,515	41,037
Other Retirement	645	606	580	583	612	789	702	658	625				5,801	5,071
Excise Taxes	7,263	7,691	6,972	6,606	6,675	6,831	7,476	7,635	7,097				64,246	59,418
Estate and Gift Taxes	4,460	2,321	1,654	3,073	1,550	1,761	4,175	3,561	1,989				24,545	27,831
Customs Duties	6,903	6,296	5,744	6,477	6,208	6,064	6,367	5,225	6,323				55,607	60,424
Miscellaneous Receipts	2,481	1,781	1,874	2,418	1,712	2,241	3,082	4,157	3,089				22,835	21,768
<b>Total--Receipts This Year</b>	<b>403,434</b>	<b>274,830</b>	<b>429,311</b>	<b>477,320</b>	<b>271,126</b>	<b>332,079</b>	<b>776,198</b>	<b>323,647</b>	<b>466,255</b>				<b>3,754,199</b>	.....
<b>(On-Budget)</b>	<b>321,848</b>	<b>186,993</b>	<b>327,107</b>	<b>360,321</b>	<b>173,343</b>	<b>224,150</b>	<b>647,317</b>	<b>223,649</b>	<b>327,044</b>				<b>2,791,771</b>	.....
<b>(Off-Budget)</b>	<b>81,586</b>	<b>87,837</b>	<b>102,203</b>	<b>116,999</b>	<b>97,783</b>	<b>107,929</b>	<b>128,881</b>	<b>99,998</b>	<b>139,211</b>				<b>962,427</b>	.....
<i>Total--Receipts Prior Year</i>	<i>318,500</i>	<i>252,111</i>	<i>454,942</i>	<i>447,288</i>	<i>262,114</i>	<i>313,240</i>	<i>638,520</i>	<i>307,487</i>	<i>418,317</i>				.....	<i>3,412,520</i>
<i>(On-Budget)</i>	<i>242,627</i>	<i>170,473</i>	<i>358,135</i>	<i>339,029</i>	<i>168,220</i>	<i>210,007</i>	<i>518,378</i>	<i>212,879</i>	<i>273,669</i>				.....	<i>2,493,417</i>
<i>(Off-Budget)</i>	<i>75,873</i>	<i>81,638</i>	<i>96,807</i>	<i>108,259</i>	<i>93,894</i>	<i>103,233</i>	<i>120,142</i>	<i>94,608</i>	<i>144,648</i>				.....	<i>919,103</i>
<b>Outlays:</b>														
Legislative Branch	702	533	508	539	524	527	608	492	553				4,985	4,910
Judicial Branch	790	745	737	766	720	894	768	832	679				6,931	6,689
<b>Department of Agriculture:</b>														
Commodity Credit Corporation	3,031	1,855	1,805	726	110	-245	-276	-257	-328				6,420	6,889
Foreign Agricultural Service	250	140	157	238	97	83	180	183	115				1,443	1,802
Other	18,938	16,116	18,905	18,043	16,612	15,534	15,131	17,261	15,536				152,076	173,834
Department of Commerce	759	1,115	1,483	1,015	804	1,385	1,633	878	1,187				10,259	8,968
<b>Department of Defense--Military Programs:</b>														
Military Personnel	38,379	13,354	17,982	8,247	14,461	13,071	13,975	19,151	9,827				148,446	141,496
Operation and Maintenance	24,826	26,624	26,671	24,808	24,891	29,579	25,969	28,785	26,613				238,766	231,628
<b>International Reconstruction and Other Assistance</b>														
Procurement	9,424	14,150	17,016	12,665	10,996	12,060	9,351	12,760	13,730				112,153	106,200
Research, Development, Test, and Evaluation	9,190	11,809	13,509	8,470	10,372	9,702	11,286	12,038	12,766				99,142	87,598
Military Construction	1,088	962	1,124	972	876	988	908	1,052	951				8,922	7,825
Family Housing	87	117	122	97	107	114	200	111	123				1,079	1,006
Revolving and Management Funds	468	-267	581	903	-260	976	-745	310	-198				1,767	1,304
Other	-82	-422	57	-155	-109	-224	-385	67	-454				-1,706	-650
<b>Total Department of Defense--Military Programs</b>	<b>83,381</b>	<b>66,327</b>	<b>77,063</b>	<b>56,007</b>	<b>61,335</b>	<b>66,268</b>	<b>60,559</b>	<b>74,272</b>	<b>63,358</b>				<b>608,570</b>	<b>576,406</b>
Department of Education	18,947	11,696	11,328	15,337	13,696	9,840	25,108	9,710	86,835				202,496	172,294
Department of Energy	4,152	4,013	4,083	3,760	3,872	4,089	3,997	4,716	4,058				36,740	24,728
<b>Department of Health and Human Services:</b>														
National Institutes of Health	3,548	4,215	3,609	3,730	3,676	4,065	4,204	4,051	4,218				35,317	33,967
<b>Centers for Medicare and Medicaid Services:</b>														
Grants to States for Medicaid	45,806	49,700	52,697	46,113	53,691	56,439	51,019	52,785	51,612				459,861	471,404
Federal Hospital Insurance Trust Fund	16,940	35,023	32,681	40,508	34,512	30,617	31,516	56,767	17,814				296,378	306,007
Federal Supplementary Medical Insurance Trust Fund	19,527	57,778	47,414	56,608	52,701	52,524	56,410	100,014	19,882				462,858	461,300
Other	41,120	40,775	40,461	52,053	40,052	42,402	62,654	44,197	48,622				412,336	384,973
Administration for Children and Families	6,227	7,058	6,575	6,764	6,759	7,045	7,068	6,622	6,025				60,144	65,841
Other	-43,382	-42,823	-47,962	-59,891	-47,172	-48,713	-69,150	-51,610	-58,600				-469,303	-430,302
Department of Homeland Security	8,327	6,481	7,533	6,370	7,070	7,855	8,700	6,920	6,445				65,701	68,015
Department of Housing and Urban Development	5,742	5,524	6,167	4,160	5,406	8,622	2,989	-8,840	6,125				35,894	40,204
Department of the Interior	1,829	1,176	1,225	1,748	1,261	1,049	648	1,809	1,854				12,599	11,063
Department of Justice	3,839	3,641	3,100	3,754	3,523	2,824	4,322	3,789	3,379				32,170	33,939
<b>Department of Labor:</b>														
Unemployment Trust Fund	2,940	3,218	3,237	4,239	3,617	3,473	3,448	3,328	3,287				30,785	25,992
Other	-4,495	1,340	2,012	1,412	1,661	6,585	1,348	-2,403	971				8,431	47,046
Department of State	2,945	2,365	2,428	3,477	2,979	2,721	3,239	2,215	2,271				24,638	22,557
<b>Department of Transportation:</b>														
Highway Trust Fund	4,824	4,337	3,838	3,114	2,978	2,980	3,262	5,002	5,159				35,494	31,332
Other	4,371	5,118	4,637	4,187	5,149	4,621	4,777	4,914	5,924				43,698	44,981
<b>Department of the Treasury:</b>														
Interest on Treasury Debt Securities (Gross)	88,926	79,923	119,161	69,196	76,162	88,654	102,440	103,045	140,238				867,746	652,403

**Table 7. Receipts and Outlays of the U.S. Government by Month, Fiscal Year 2024 - Continued**

[\$ millions]

Classification	Oct.	Nov.	Dec.	Jan.	Feb.	March	April	May	June	July	Aug.	Sept.	Fiscal Year to Date	Comparable Period Prior F.Y.
<b>Outlays: - Continued</b>														
Other	10,502	10,575	12,940	9,888	53,616	33,470	20,459	13,834	7,201				172,486	223,550
<b>Department of Veterans Affairs:</b>														
Compensation and Pensions	1,002	13,217	26,052	1,159	15,720	14,257	14,409	28,524	1,092				115,432	111,503
National Service Life	27	15	13	24	38	17	27	24	28				212	222
Other	13,006	13,217	14,094	13,032	11,459	14,890	17,187	9,986	12,768				119,639	107,794
Corps of Engineers	1,014	1,353	1,031	611	702	807	732	971	908				8,130	6,747
Other Defense Civil Programs	-1,564	6,029	13,366	2,030	6,178	5,901	3,612	11,077	219				46,848	51,147
Environmental Protection Agency	1,000	926	1,316	903	994	1,071	992	1,126	1,245				9,573	7,799
Executive Office of the President	48	46	46	45	53	59	50	55	60				461	390
General Services Administration	59	-39	650	-799	-300	193	-62	245	-95				-149	-248
<b>International Assistance Programs:</b>														
International Security Assistance	2,240	614	1,679	1,973	625	1,209	955	1,632	878				11,805	24,682
Multilateral Assistance	452	59	3	-2	17	15	-91	259	1,781				2,494	2,735
Agency for International Development	976	1,025	884	1,136	542	1,063	1,065	1,303	818				8,811	11,850
Other	-822	2,979	-637	-1,528	-319	-835	1,493	390	-1,007				-286	-8,948
National Aeronautics and Space Administration	1,976	2,251	2,633	1,677	1,779	2,075	2,105	1,978	2,234				18,708	18,416
National Science Foundation	721	655	669	700	727	693	727	715	764				6,369	6,068
Office of Personnel Management	10,913	10,819	10,209	11,287	9,674	9,555	10,682	11,200	10,010				94,350	91,851
Small Business Administration	191	134	143	193	72	228	103	31,315	176				32,554	25,339
<b>Social Security Administration:</b>														
Federal Old-Age and Survivors Insurance Trust Fund (Off-Budget)	104,291	103,764	104,002	107,666	108,393	109,002	109,378	109,753	116,124				972,373	893,275
Federal Disability Insurance Trust Fund (Off-Budget)	12,981	12,599	12,920	13,125	12,820	13,283	13,102	13,052	13,088				116,971	113,700
Other	302	5,202	10,275	290	5,114	5,468	5,536	10,611	-12				42,786	46,079
Deposit Insurance Fund	14,895	47,175	-2,968	-562	-92	-3,370	-3,352	-194	-5,555				45,977	45,168
FSLIC Resolution Fund	-4	-4	-4	-5	-4	-4	-5	-4	-4				-39	-31
<b>Postal Service:</b>														
<b>Off-Budget:</b>														
Public Enterprise Funds	1,209	-254	-607	-529	248	1,489	-73	1	287				1,772	3,563
Other	36	57	.....	26	.....	10	139	.....	.....				268	271
Other	.....	.....	.....	.....	.....	.....	81	.....	.....				81	50
Tennessee Valley Authority	29	354	226	51	-145	-226	229	183	-63				639	497
Other	5,385	4,264	3,005	2,599	4,016	3,241	4,098	3,963	-2,276				28,294	27,031
<b>Undistributed Offsetting Receipts:</b>														
Employer Share, Employee Retirement	-40,093	-8,147	-7,921	-8,394	-8,488	-9,539	-9,732	-8,943	-8,658				-109,916	-97,844
Interest Received by Trust Funds	-9,917	-6,755	-50,010	-617	-7,234	-7,134	-12,863	-12,207	-56,919				-163,656	-148,715
<b>Rents and Royalties on the Outer Continental Shelf Lands</b>														
Shelf Lands	-839	-674	-222	-699	-597	-389	-915	-761	-90				-5,187	-5,657
Other	(**)	-1	-1	-1	-1	-2	-1	-1	-1				-8	-6
<b>Totals This Year:</b>														
<b>Total Outlays</b>	<b>469,997</b>	<b>588,842</b>	<b>558,665</b>	<b>499,250</b>	<b>567,401</b>	<b>568,635</b>	<b>566,669</b>	<b>670,778</b>	<b>532,220</b>				<b>5,022,456</b>	<b>.....</b>
<b>(On-Budget)</b>	<b>366,984</b>	<b>475,132</b>	<b>475,059</b>	<b>395,230</b>	<b>448,054</b>	<b>447,103</b>	<b>461,779</b>	<b>551,111</b>	<b>437,037</b>				<b>4,057,489</b>	<b>.....</b>
<b>(Off-Budget)</b>	<b>103,013</b>	<b>113,710</b>	<b>83,606</b>	<b>104,020</b>	<b>119,347</b>	<b>121,532</b>	<b>104,890</b>	<b>119,667</b>	<b>95,183</b>				<b>964,967</b>	<b>.....</b>
<b>Total-Surplus (+) or Deficit (-)</b>	<b>-66,564</b>	<b>-314,012</b>	<b>-129,354</b>	<b>-21,930</b>	<b>-296,275</b>	<b>-236,556</b>	<b>209,529</b>	<b>-347,131</b>	<b>-65,965</b>				<b>-1,268,258</b>	<b>.....</b>
<b>(On-Budget)</b>	<b>-45,137</b>	<b>-288,139</b>	<b>-147,952</b>	<b>-34,910</b>	<b>-274,711</b>	<b>-222,953</b>	<b>185,538</b>	<b>-327,462</b>	<b>-109,993</b>				<b>-1,265,718</b>	<b>.....</b>
<b>(Off-Budget)</b>	<b>-21,427</b>	<b>-25,873</b>	<b>18,598</b>	<b>12,979</b>	<b>-21,564</b>	<b>-13,603</b>	<b>23,991</b>	<b>-19,669</b>	<b>44,028</b>				<b>-2,539</b>	<b>.....</b>
<b>Total Borrowing from the Public</b>	<b>226,047</b>	<b>261,061</b>	<b>100,278</b>	<b>137,681</b>	<b>302,366</b>	<b>134,803</b>	<b>-34,011</b>	<b>122,097</b>	<b>10,110</b>				<b>1,260,431</b>	<b>1,126,303</b>
<b>Total-Outlays Prior Year</b>														
<i>(On-Budget)</i>	<i>406,374</i>	<i>500,646</i>	<i>539,943</i>	<i>486,072</i>	<i>524,548</i>	<i>691,675</i>	<i>462,340</i>	<i>547,835</i>	<i>646,085</i>				<i>.....</i>	<i>4,805,518</i>
<i>(Off-Budget)</i>	<i>315,869</i>	<i>399,543</i>	<i>467,639</i>	<i>388,957</i>	<i>411,260</i>	<i>579,980</i>	<i>361,603</i>	<i>430,380</i>	<i>558,489</i>				<i>.....</i>	<i>3,913,721</i>
<i>(Off-Budget)</i>	<i>90,505</i>	<i>101,103</i>	<i>72,304</i>	<i>97,115</i>	<i>113,288</i>	<i>111,696</i>	<i>100,736</i>	<i>117,455</i>	<i>87,596</i>				<i>.....</i>	<i>891,797</i>
<b>Total-Surplus (+) or Deficit (-) Prior Year</b>														
<i>(On-Budget)</i>	<i>-87,874</i>	<i>-248,535</i>	<i>-85,001</i>	<i>-38,784</i>	<i>-262,434</i>	<i>-378,435</i>	<i>176,181</i>	<i>-240,348</i>	<i>-227,768</i>				<i>.....</i>	<i>-1,392,998</i>
<i>(Off-Budget)</i>	<i>-73,242</i>	<i>-229,070</i>	<i>-109,504</i>	<i>-49,928</i>	<i>-243,040</i>	<i>-369,973</i>	<i>156,775</i>	<i>-217,501</i>	<i>-284,820</i>				<i>.....</i>	<i>-1,420,303</i>
<i>(Off-Budget)</i>	<i>-14,632</i>	<i>-19,465</i>	<i>24,503</i>	<i>11,144</i>	<i>-19,394</i>	<i>-8,462</i>	<i>19,406</i>	<i>-22,847</i>	<i>57,052</i>				<i>.....</i>	<i>27,305</i>

Note: Details may not add to totals due to rounding.

(\*\*) Less than absolute value of \$500,000

... No Transactions

**Table 8. Trust Fund Impact on Budget Results and Investment Holdings as of June 30, 2024**

[\$ millions]

Classification	This Month			Fiscal Year to Date			Securities Held as Investments Current Fiscal Year		
	Receipts	Outlays	Excess	Receipts	Outlays	Excess	Beginning of		Close of
							This Year	This Month	
<b>Trust Receipts, Outlays, and Investments Held:</b>									
Airport and Airway	3,594	1,953	1,641	15,384	13,878	1,506	16,601	18,083	19,363
Black Lung Disability	14	16	-2	215	145	71	.....	.....	.....
Federal Disability Insurance	22,834	13,088	9,746	147,608	116,971	30,637	142,906	163,730	173,471
Federal Employees Life and Health	.....	-228	228	.....	-463	463	78,097	78,406	78,632
Federal Employees Retirement	18,463	9,004	9,458	72,969	81,718	-8,749	1,059,696	1,042,480	1,051,924
Federal Hospital Insurance	53,243	18,039	35,205	348,840	298,215	50,625	194,362	206,243	241,577
Federal Old-Age and Survivors Insurance	150,693	116,124	34,569	941,237	972,373	-31,136	2,673,749	2,608,002	2,642,521
Federal Supplementary Medical Insurance	56,076	19,882	36,194	482,552	462,858	19,694	159,537	143,368	178,652
Hazardous Substance Superfund	117	141	-23	1,959	1,428	531	11,006	11,404	11,356
Highways	5,100	6,389	-1,289	36,771	45,095	-8,324	115,673	111,278	109,920
Military Advances	5,617	4,535	1,082	36,929	35,521	1,408	.....	.....	.....
Military Retirement	6,642	540	6,103	241,255	52,474	188,780	1,366,845	1,592,123	1,598,596
Railroad Retirement	6,480	1,364	5,116	14,259	11,833	2,426	2,612	2,922	2,741
Unemployment	1,577	3,292	-1,715	42,205	30,845	11,360	81,846	95,005	93,261
Veterans Life Insurance	-1	20	-21	27	326	-299	1,638	1,356	1,345
All Other Trust	599	2,098	-1,499	7,019	6,113	906	38,013	40,708	39,251
<b>Total Trust Fund Receipts and Outlays and Investments Held from Table 6-D</b>	<b>331,049</b>	<b>196,256</b>	<b>134,793</b>	<b>2,389,228</b>	<b>2,129,330</b>	<b>259,899</b>	<b>5,942,581</b>	<b>6,115,108</b>	<b>6,242,609</b>
Less: Interfund Transactions	141,085	141,085	.....	1,028,524	1,028,524	.....	.....	.....	.....
Trust Fund Receipts and Outlays on the Basis of Tables 4 & 5	189,964	55,171	134,793	1,360,704	1,100,805	259,899			
<b>Total Federal Fund Receipts and Outlays</b>	<b>276,526</b>	<b>477,284</b>	<b>-200,758</b>	<b>2,394,353</b>	<b>3,922,509</b>	<b>-1,528,156</b>			
Less: Interfund Transactions	235	235	.....	858	858	.....			
Federal Fund Receipts and Outlays on the Basis of Table 4 & 5	276,291	477,049	-200,758	2,393,494	3,921,651	-1,528,156			
<b>Net Budget Receipts &amp; Outlays</b>	<b>466,255</b>	<b>532,220</b>	<b>-65,965</b>	<b>3,754,199</b>	<b>5,022,456</b>	<b>-1,268,258</b>			

Note: Details may not add to totals due to rounding.

Note: Interfund receipts and outlays are transactions between Federal funds and trust funds such as Federal payments and contributions, and interest and profits on investments in Federal securities. They have no net effect on overall budget

receipts and outlays since the receipt side of such transactions is offset against budget outlays. In this table, Interfund receipts are shown as an adjustment to arrive at total receipts and outlays of trust funds respectively.  
... No Transactions

**Table 9. Summary of Receipts by Source, and Outlays by Function of the U.S. Government, June 2024 and Other Periods**

[\$ millions]

Classification	This Month	Fiscal Year to Date	Comparable Period Prior Fiscal Year
<b>Receipts</b>			
Individual Income Taxes	184,910	1,885,757	1,693,543
Corporation Income Taxes	81,354	392,670	305,892
Social Insurance and Retirement Receipts:			
Employment and General Retirement	180,341	1,263,222	1,197,536
Unemployment Insurance	526	39,515	41,037
Other Retirement	625	5,801	5,071
Excise Taxes	7,097	64,246	59,418
Estate and Gift Taxes	1,989	24,545	27,831
Customs Duties	6,323	55,607	60,424
Miscellaneous Receipts	3,089	22,835	21,768
<b>Total</b>	<b>466,255</b>	<b>3,754,199</b>	<b>3,412,520</b>
<b>Net Outlays</b>			
National Defense	67,473	643,538	609,754
International Affairs	-289	42,082	53,188
General Science, Space, and Technology	3,633	30,424	29,725
Energy	1,707	11,287	-271
Natural Resources and Environment	4,852	40,650	32,470
Agriculture	1,854	31,157	28,996
Commerce and Housing Credit	-5,532	43,829	51,293
Transportation	12,305	93,922	89,277
Community and Regional Development	3,654	73,174	73,859
Education, Training, Employment, and Social Services	89,553	230,596	200,597
Health	75,326	670,167	673,464
Medicare	21,714	628,875	635,540
Income Security	32,185	507,514	622,577
Social Security	129,276	1,089,394	1,006,776
Veterans Benefits and Services	14,113	235,748	219,882
Administration of Justice	6,462	62,601	61,725
General Government	1,547	20,208	25,937
Net Interest	81,135	682,391	494,231
Undistributed Offsetting Receipts	-8,748	-115,102	-103,502
<b>Total</b>	<b>532,220</b>	<b>5,022,456</b>	<b>4,805,518</b>

Note: Details may not add to totals due to rounding.

# Explanatory Notes

## 1. Flow of Data into Monthly Treasury Statement

The *Monthly Treasury Statement (MTS)* is assembled from data in the central accounting system. The major sources of data include monthly accounting reports by Federal entities and disbursing officers, and daily reports from the Federal Reserve banks. These reports detail accounting transactions affecting receipts and outlays of the Federal Government and off-budget Federal entities, and their related effect on the assets and liabilities of the U.S. Government. Information is presented in the *MTS* on a modified cash basis.

## 2. Notes on Receipts

Receipts included in the report are classified into the following major categories: (1) budget receipts and (2) offsetting collections (also called applicable receipts). Budget receipts are collections from the public that result from the exercise of the Government's sovereign or governmental powers, excluding receipts offset against outlays. These collections, also called governmental receipts, consist mainly of tax receipts (including social insurance taxes), receipts from court fines, certain licenses, and deposits of earnings by the Federal Reserve System. Refunds of receipts are treated as deductions from gross receipts.

Offsetting collections are from other Government accounts or the public that are of a business-type or market-oriented nature. They are classified into two major categories: (1) offsetting collections credited to appropriations or fund accounts, and (2) offsetting receipts (i.e., amounts deposited in receipt accounts). Collections credited to appropriation or fund accounts normally can be used without appropriation action by Congress. These occur in two instances: (1) when authorized by law, amounts collected for materials or services are treated as reimbursements to appropriations and (2) in the three types of revolving funds (public enterprise, intra governmental, and trust); collections are netted against spending, and outlays are reported as the net amount.

Offsetting receipts in receipt accounts cannot be used without being appropriated. They are subdivided into two categories: (1) proprietary receipts - these collections are from the public and they are offset against outlays by agency and by function, and (2) intra governmental funds - these are payments into receipt accounts from Governmental appropriation or fund accounts. The transactions may be intrabudgetary when the payment and receipt both occur within the budget or from receipts from off-budget Federal entities in those cases where payment is made by a Federal entity whose budget authority and outlays are excluded from the budget totals.

Intrabudgetary transactions are subdivided into three categories: (1) interfund transactions, where the payments are from one fund group (either Federal funds or trust funds) to a receipt account in the other fund group; (2) Federal intrafund transactions, where the payments and receipts both occur within the Federal fund group; and (3) trust intrafund transactions, where the payments and receipts both occur within the trust fund group.

Offsetting receipts are generally deducted from budget authority and outlays by function, by subfunction, or by agency. There are four types of receipts, however, that are deducted from budget totals as undistributed offsetting receipts. They are: (1) agencies' payments (including payments by off-budget Federal entities) as employers into employees retirement funds, (2) interest received by trust funds, (3) rents and royalties on the Outer Continental Shelf lands, and (4) other interest (i.e., interest collected on Outer Continental Shelf money in deposit funds when such money is transferred into the budget).

## 3. Notes on Outlays

Outlays are generally accounted for on the basis of checks issued, electronic funds transferred, or cash payments made. Certain outlays do not require issuance of cash or checks. An example is charges made against appropriations for that part of employees' salaries withheld for taxes or savings bond allotments - these are counted as payments to the employee and credits for whatever purpose the money was withheld. Outlays are stated net of offsetting collections (including receipts of revolving and management funds) and of refunds. Interest on the public debt (public issues) is recognized on the accrual basis. Federal credit programs subject to the Federal Credit Reform Act of 1990 use the cash

basis of accounting and are divided into two components. The portion of the credit activities that involve a cost to the Government (mainly subsidies) is included within the budget program accounts. The remaining portion of the credit activities are in non-budget financing accounts. Outlays of off-budget Federal entities are excluded by law from budget totals. However, they are shown separately and combined with the on-budget outlays to display total Federal outlays.

## 4. Processing

The data on payments and collections are reported by account symbol into the central accounting system. In turn, the data are extracted from this system for use in the preparation of the *MTS*.

There are two major checks which are conducted to assure consistency of the data reported:

1. Verification of payment data. The monthly payment activity reported by Federal entities on the Statements of Transactions is compared to the payment activity of Federal entities as reported by disbursing officers.
2. Verification of collection data. Reported collections appearing on Statements of Transactions are compared to deposits as reported by Federal Reserve Banks.

## 5. Other Sources of Information About Federal Government Financial Activities

- *A Glossary of Terms Used in the Federal Budget Process, 2005* (Available from the U.S. Government Accountability Office, at calling 202-512-6000. This glossary provides a basic reference document of standardized definitions of terms used by the Federal Government in the budget making process).
- *Daily Treasury Statement* (Available on the internet at <https://fiscaldata.treasury.gov/datasets/daily-treasury-statement/operating-cash-balance>). *The Daily Treasury Statement* is published each working day of the Federal Government and provides data on the cash and debt operations of the Treasury.
- *Monthly Statement of the Public Debt of the United States* (Available on the internet at <https://fiscaldata.treasury.gov/datasets/monthly-statement-public-debt/summary-of-treasury-securities-outstanding>). This publication provides detailed information concerning the public debt.
- *Treasury Bulletin* (Available from GPO, Washington, D.C. 20401 on a subscription or single copy and on the internet at <https://www.fiscal.treasury.gov/reports-statements/treasury-bulletin/>). Quarterly, contains a mix of narrative, tables, and charts on Treasury issues, Federal financial operations, international statistics, and special reports.
- Budget of the United States Government, Fiscal Year 20\_\_ (Available from GPO, Washington, D.C. 20401 on a subscription basis only and on the internet at <https://www.govinfo.gov/app/collection/budget>). This publication is a single volume which provides budget information and contains:
  - *Appendix, The Budget of the United States Government, FY 20*
  - *The United States Budget in Brief, FY 20*
  - *Analytical Perspectives*
  - *Historical Tables*
- *Combined Statement of Receipts, Outlays, and Balances of the United States Government* (Available from Bureau of the Fiscal Service, U.S. Department of Treasury, Washington, D.C. 20227 and on the internet at <https://www.fiscal.treasury.gov/reports-statements/combined-statement/>). This report includes budgetary results at the summary level and presents individual receipt and appropriation accounts at the detail level.

**Scheduled Release**

**The release date for the July 2024 Statement**

**will be 2:00 p.m. EST August 12, 2024.**

Internet service subscribers can access the current issue of the Monthly Treasury Statement through the Bureau of the Fiscal Service's website:

[http://www.fiscal.treasury.gov/fsreports/rpt/mthTreasStmnt/mthTreasStmnt\\_home.htm](http://www.fiscal.treasury.gov/fsreports/rpt/mthTreasStmnt/mthTreasStmnt_home.htm)